

TECHNICAL MANUAL

ORGANIZATIONAL MAINTENANCE

REPAIR PARTS AND SPECIAL TOOLS LISTS

FOR

SHELTER SYSTEM,

COLLECTIVE PROTECTION,

CHEMICAL-BIOLOGICAL:

INFLATABLE, TRAILER-

TRANSPORTED, M51

(NSN 4240-00-854-4144)

This copy is a reprint which includes current  
pages from Changes 1 and 2.

---

HEADQUARTERS, DEPARTMENT OF THE ARMY

OCTOBER 1975



CHANGE  
NO. 3

HEADQUARTERS  
DEPARTMENT OF THE ARMY  
WASHINGTON, DC, 23 May 1990

TECHNICAL MANUAL  
ORGANIZATIONAL MAINTENANCE REPAIR PARTS AND SPECIAL TOOLS LIST  
FOR  
SHELTER SYSTEM, COLLECTIVE PROTECTION, CHEMICAL-BIOLOGICAL:  
INFLATABLE, TRAILER-TRANSPORTED, M51

TM 3-4240-264-20P, 31 October 1975, is changed as follows:

1. The purpose of this change is to update guidance for disposal, handling, and storage of filters.
2. New or changed material in Section II is indicated by an action change code as specified in-paragraph 4d, Section I.
3. Remove old pages and insert new pages as follows:

Remove Pages

2-9 and 2-10

Insert Pages

2-9 and 2-10

4. File this transmittal sheet in front of publication for reference purposes.

By Order of the Secretary of the Army:

CARL E. VUONO  
General, United States Army  
Chief of Staff

Official:

WILLIAM J. MEEHAN II  
Brigadier General, United States Army  
The Adjutant General

Distribution:

To be distributed in accordance with DA Form 12-28 (block 138), maintenance requirements for TM 3-4240-264-20P.



CHANGE }  
No. 2 }

HEADQUARTERS  
DEPARTMENT OF THE ARMY  
WASHINGTON, DC, 8 October 1981

**Organizational Maintenance Repair Parts and Special Tools List**

**FOR**

**SHELTER SYSTEM, COLLECTIVE PROTECTION,  
CHEMICAL-BIOLOGICAL: INFLATABLE  
TRAILER-TRANSPORTED, M51  
(NSN 4240-00-854-4144)**

TM 3-4240-264-20P, 31 October 1975, is changed as follows:

1. This change is required for replacement of the aluminum fuel tank with a steel tank.
2. New or changed material in Section II is indicated by an action change code as specified in paragraph 4d, Section I.
3. Remove old pages and insert new pages as indicated below.

<i>Remove Pages</i>	<i>Insert Pages</i>
i through iii	i through iii
1-3	1-3
2-23 through 2-26.1	2-23 through 2-26.2
2-29 through 2-32	2-29 through 2-32
2-65 through 2-68.1	2-65 through 2-68.2
2-77 and 2-78	2-77 and 2-78
4-1 through 4-10	4-1 through 4-10

4. File this change sheet in front of the publication for reference purposes.

By Order of the Secretary of the Army:

Official:  
**ROBERT M. JOYCE**  
*Brigadier General, United States Army*  
*The Adjutant General*

**E. C. MEYER**  
*General, United States Army*  
*Chief of Staff*

**Distribution:**

To be distributed in accordance with DA Form 12-28, Organizational maintenance requirements for Field and Shelters.



ORGANIZATIONAL MAINTENANCE  
 REPAIR PARTS AND SPECIAL TOOLS LISTS

FOR

SHELTER SYSTEM, COLLECTIVE PROTECTION,  
 CHEMICAL-BIOLOGICAL:

INFLATABLE, TRAILER-TRANSPORTED, M51

(NSN4240-00-854-4144)

Current as of July 1975

**REPORTING ERRORS AND RECOMMENDING IMPROVEMENTS**

You can help improve this manual. If you find any mistakes or if you know of a way to improve the procedures, please let us know. Mail your letter, DA Form 2028 (Recommended Changes to Publications and Blank Forms), or DA Form 2028-2 located in the back of this manual direct to: Commander, US Army Armament Materiel Readiness Command, ATTN: DRSAR-MAS-C, Aberdeen Proving Ground, MD 21010.

A reply will be furnished to you.

Table of Contents

		Page	Illustration Figure
S ECTION	I.	INTRODUCTION . . . . .	1-1
S ECTION	II.	REPAIR PARTS LIST . . . . .	2-1
Group	0100.	Trailer cover andehelter case . . . . .	2-1 1
	0200.	Inflatable ehelter andentrance . . . . .	2-1
		0201 Inflatable shelter . . . . .	2-1 2
		02021 inflatable entrance . . . . .	2-2 3
		0203 Exterior frame anddoorassembly. . . . .	2-2 4
		0204 Control (switch) box . . . . .	2-4 5
		0205 Interior frame and door aseembly . . . . .	2-5 6
		0206 Distribution box . . . . .	2-5 7
	0300.	Removable trailer components . . . . .	2-6
		0301 Tailgate extension . . . . .	2-6 8
		0302 Support rack and arch supports. . . . .	2-7 9
		0303 Air duct assemblies and retainers . . . . .	2-9 10
		0304 Entrance gas-particulate filter unit . . . . .	2-10 11
		0306 Evacuation fan assembly . . . . .	2-11 12
		0307 Box and sound attenuating plenums. . . . .	2-12 13
		0308 Evacuation manifold assembly . . . . .	2-13 14
		0309 Tool box and contents . . . . .	2-13 15,16

**TM3-4240-264-20P**

		Illustration	
Group		Page	Figure
	0300		
	0310 Cable and light assembles.. . . . .	2-14	17,18
	0311 Gage assembly . . . . .	2-15	19
	0312 Auxiliary control-indicator. . . . .	2-16	20
	0313 Arctic blanket and shelter system accessories . . . . .	2-17	21
	0400. Filter and utilities unit (M68). . . . .	2-17	
	0401 Trailer racks, covers, and tool pouches . . . . .	2-17	22,23
	0403 Access covers and power supply . . . . .	2-21	24
	0404 Battery, fire extinguisher, decontaminating apparatus, and trailer receptacle.. . . .	2-21	25
	0405 Strap assemblies . . . . .	2-22	26
	0406 Main control-indicator . . . . .	2-23	27
	0407 Fuel lines and pump . . . . .	2-24	28
	0409 Electrical wiring . . . . .	2-24	29
	0410 Gas-particulate falter assembly . . . . .	2-24	30
	0411 Air ducts, valving, and related components . . . . .	2-25	31
	0412 Fuel system and related parts . . . . .	2-25	32,33
	0413 Space heater and mounting hardware . . . . .	2-26	33A
	0415 Air recirculation gas and particulate filters . . . . .	2-26,1	34
	0416 Evaporator vaneaxial fan. . . . .	2-26.1	35
	0419 Engine components, engine, and pallet . . . . .	2-26.1	36,37.38
	0420 Refrigerant compressor. . . . .	2-27	39
	0421 Centrifugal blower . . . . .	2-27	40,41
	0422 Generator . . . . .	2-28	42,43
	0423 Soundproof enclosure . . . . .	2-29	44
	0424 Voltage regulator . . . . .	2-29	45
	0425 Fan and condenser assembly. . . . .	2-29	46,47
	0426 Modified cargo trailer body. . . . .	2-30	48
	0427 Repair kit . . . . .	2-30	49
	0500. Bulk material . . . . .	2-32	
Section	III. SPECIAL TOOLS LIST—NOT APPLICABLE		
	IV. NSN, PART NO. INDEX . . . . .	4-1	



LIST OF ILLUSTRATIONS

<i>Number.</i>	<i>Title</i>	<i>Page</i>
Figure	Trailer cover and shelter case . . . . .	2-33
Figure 2	Inflatable shelter . . . . .	2-34
Figure 3	Inflatable entrance . . . . .	2-35
Figure 4	Exterior frame and door aseembly (sheet 1 of 2) . . . . .	2-36
Figure 4	Exterior frame and door assembly (sheet 2 of 2) . . . . .	2-37
Figure 5	Control (switch) box . . . . .	2-38
Figure 6	Interior frame and door assembly . . . . .	2-39
Figure 7	Distribution box . . . . .	2-40
Figure 8	Tailgate extension . . . . .	2-41
Figure 9	Support rack and arch supports. . . . .	2-42
Figure 10	Air duct assemblies and retainers . . . . .	2-43
Figure 11	Entrance gas-particulate filter unit . . . . .	2-44
Figure 12	Evacuation fan assembly . . . . .	2-45
Figure 13	13 Box and sound attenuating plenums . . . . .	2-46
Figure 14	Evacuation manifold assembly . . . . .	2-47
Figure 15	Tool box and contents . . . . .	2-48
Figure 16	Tool box contents . . . . .	2-49
Figure 17	Cable and light assembly . . . . .	2-50
Figure 18	Extension light assembly . . . . .	2-51
Figure 19	Gage assembly . . . . .	2-52
Figure 20	Auxiliary control-indicator. . . . .	2-53
Figure 21	Arctic blanket and shelter system accessories . . . . .	2-54
Figure 22	Right trailer rack and covers (sheet 1 of 2). . . . .	2-55
Figure 22	Right trailer rack and covers (sheet 2 of 2). . . . .	2-56
Figure 23	Left trailer rack and tool pouches. . . . .	2-57
Figure 24	Access covers and power supply . . . . .	2-58
Figure 25	Battery, fire extinguisher, decontaminating apparatus, and trailer receptacle . . . . .	2-59
Figure 26	Strap assemblies . . . . .	2-60
Figure 27	Main control-indicator (front view). . . . .	2-61
Figure 28	Fuel lines and pump . . . . .	2-62
Figure 29	Electrical wiring . . . . .	2-63
Figure 30	Gas-particulate filter assembly . . . . .	2-64
Figure 31	Air ducts, valving, and related components . . . . .	2-65
Figure 32	Fuel tank installation (Sheet1 of 2) . . . . .	2-66
Figure 32	Fuel tank installation (Sheet2 of 2) . . . . .	2-67
Figure 33	Fuel gage . . . . .	2-68
Figure 33A	Space heater assembly . . . . .	2-68.1
Figure 34	Air recirculation gas and particulate filters. . . . .	2-68.2
Figure 35	Evaporator vaneaxial fan . . . . .	2-69
Figure 36	Engine air intake, throttle and exhaust. . . . .	2-70
Figure 37	Engine controls and drain . . . . .	2-71
Figure 38	Engine, drive components, and pallet . . . . .	2-72
Figure 39	Refrigerant compressor . . . . .	2-73
Figure 40	Centrifugal blower, plenum, and mounting plate . . . . .	2-74
Figure 41	Centrifugal blower (exploded view). . . . .	2-75
Figure 42	Generator and mounting hardware . . . . .	2-76
Figure 43	Generator (exploded view) . . . . .	2-77
Figure 44	Soundproof enclosure . . . . .	2-78
Figure 45	Voltage regulator . . . . .	2-79
Figure 46	Fan and condenser assembly . . . . .	2-80
Figure 47	Condenser tubeaxial fan . . . . .	2-81
Figure 48	Modified cargo trailer body . . . . .	2-82
Figure 49	Repair kit . . . . .	2-83



# ORGANIZATIONAL MAINTENANCE

## REPAIR PARTS AND SPECIAL TOOLS LIST

---

### Section I. INTRODUCTION

**1. Scope**

This manual lists repair parts, special tools, and other support equipment required for operation and performance of organizational maintenance of the M51 Shelter System.

**2. General**

This Repair Parts and Special Tools List is divided into the following sections:

*a. Section II - Repair Parts List.* A list of repair parts authorized for use in the performance of maintenance. The list also includes parts which must be removed for replacement of the authorized parts. Parts list are composed of functional groups and subgroups in ascending numerical sequence, with the parts in each group or subgroup listed in figure and item number sequence. Bulk materials are listed in NSN sequence.

*b. Section III - Special Tools List.* Not Applicable.

*c. Section IV - National Stock Number and Part Number Index.* A list, in ascending numerical sequence, of all National stock numbers appearing in the listings, followed by a list, in alphameric sequence, of all part numbers appearing in the listings. National stock numbers and part numbers are cross-referenced to each illustration figure and item number appearance.

**3. Explanation of Columns**

The following provides an explanation of columns found in the tabular listings:

*a. Illustration.* This column is divided as follows:

(1) *Figure Number.* Indicates the figure number of the illustration in which the item is shown.

(2) *Item Number.* The number used to identify each item called out in the illustration.

*b. Source, Maintenance, and Recoverability Codes (SMR).*

(1) *Source Code.* Source codes are assigned to support items to indicate the manner of acquiring support items for maintenance, repair, or overhaul of end items. Source codes are entered in the first and second positions of the Uniform SMR Code format as follows:

<i>Code</i>	<i>Definition</i>
PA	Item procured and stocked for anticipated or known usage.
PB	Item procured and stocked for insurance purposes because essentiality dictates that a minimum quantity be available in the supply systems.
PC	Item procured and stocked and which otherwise would be coded PA except that it is deteriorative in nature.
MO	Item to be manufactured or fabricated at organizational level.
AO	Item to be assembled at organizational level.
AF	Item to be assembled at direct support maintenance level.
XA	Item is not procured or stocked because the requirements for the item will result in the replacement of the next higher assembly.
XB	Item is not procured or stocked. If not available through salvage, requisition.

**NOTE**

Cannibalization or salvage may be used as a source of supply for any items source coded above except those coded XA.

(2) *Maintenance Code.* Maintenance codes are assigned to indicate the levels of maintenance authorized to USE and REPAIR support items. The maintenance codes are entered in the third and fourth positions of the Uniform SMR Code format as follows:

(a) The maintenance code entered in the third position will indicate the lowest maintenance level authorized to remove, replace, and use the support item. The maintenance code entered in the third position will indicate one of the following levels of maintenance:

<i>Code</i>	<i>Application/Explanation</i>
C	Crew or operator maintenance performed within organizational maintenance.
O	Support item is removed, replaced, used at the organizational level.

(b) The maintenance code entered in the fourth position indicates whether the item is to be repaired and identifies the lowest maintenance level with the capability to perform complete repair (i. e., all authorized maintenance functions). This position will contain one of the following maintenance codes:

<i>Code</i>	<i>Application/Explanation</i>
O	The lowest maintenance level capable of complete repair of the support item is the organizational level.

<i>Code</i>	<i>A /Explanation</i>
F	The lowest maintenance level capable of complete repair of the support item is the direct support level.
Z	Nonreparable. No repair is authorized.

(3) **Recoverability Code.** Recoverability codes are assigned to support items to indicate the disposition action on unserviceable items. The recoverability code is entered in the fifth position of the Uniform SMR Code format as follows:

<i>Recoverability Code</i>	<i>Definition</i>
Z	Nonreparable item. When unserviceable, condemn and dispose at the level indicated in position 3.
O	Reparable item. When uneconomically reparable, condemn and dispose at organizational level.
F	Reparable item. When uneconomically reparable, condemn and dispose at the direct support level.
A	Item requires special handling or condemnation procedures because of specific reasons (i. e., precious metal content, high dollar value, critical material or hazardous material). Refer to appropriate manuals/directives for specific instructions.

c. **National Stock Number.** Indicates the National stock number assigned to the item and will be used for requisitioning purposes.

d. **Part Number.** Indicates the primary number used by the manufacturer (individual, company, firm, corporation, or Government activity), which controls the design and characteristics of the item by means of its engineering drawings, specifications standards, and inspection requirements, to identify an item or range of items.

**NOTE**

When a stock numbered item is requisitioned, the repair part received may have a different part number than the part being replaced.

e. **Federal Supply Code for Manufacturer (FSCM).** The FSCM is a 5-digit numeric code listed in SB 708-42 which is used to identify the manufacturer, distributor, or Government agency, etc.

f. **Description.** Indicates the Federal item name and, if required, a minimum description to identify the item. Items that are included in kits and sets are listed below the name of the kit or set with the quantity of each item in the kit or set indicated in the quantity incorporated in unit column.

g. **Unit of Measure (U/M).** Indicates the standard of the basic quantity of the listed item as used in performing the actual maintenance function. This measure is expressed by a two-character alphabetical abbreviation (e.g., ea, in, pr, etc). When the unit of measure differs from the unit of issue, the lowest unit of issue that will satisfy the required units of measure will be requisitioned.

h. **Quantity Incorporated in Unit.** Indicates the

quantity of the item used in the breakout shown on the illustration figure, which is prepared for a functional group, subfunctional group, or an assembly.

**4. Special Information**

a. Detailed manufacturing instructions for items source coded to be manufactured or fabricated are found in TM 3-4240-264-12. Bulk materials required to manufacture items are listed in the Bulk Material Group of this manual.

b. Detailed assembly instructions for items source coded to be assembled are found TM 3-4240-264-12. Assembly components are listed immediately following the item to be assembled.

c. The repair kit is listed near the end of the repair parts listing (subgroup 0427).

d. Action change codes indicated in the left-hand margin of the listing page denote the following:

- N - Indicates an added item.
- C- Indicates a change in data.
- R- Indicates a change in NSN only.

**Shelter System and its components:**

	<i>Publication and Short Title</i>
TM 3-4240-264-12	Shelter System, M51
TM 3-4230-204-13	Decontaminating Apparatus, Portable, ABC-M11
LO 5-2805-259-12	Engine, Gasoline. 20hp, Mil Std Models (Model 4A084-2 and Model 4A084-3)
TM 5-2805-259-14	Engine, Gasoline, 20 hp, Mil Std Models (Model 4A084-2 and Model 4A084-3)
TM 5-2805-259-24P	Engine, Gasoline, 20hp, Mil Std Models (Model 4A084-2 and Model 4A084-3)
TM 9-2330-213-14	Chassis, Trailer: 1½ Ton, 2-Wheel, M103 Series; Trailer Cargo: 1½ Ton, 2-Wheel, M 104 and M105 Series; Trailer, Tank, Water: 1½ Ton, 2-Wheel, M106 and M107 Series; Trailer, Van, Shop, 1½ Ton, 2-Wheel: M448

f. The illustrations, functional groups, and subgroups in this manual are identical to those published in the -34P manual. Only these parts assigned the third position SMR maintenance code "C" or "O" listed in the tabular listing;

therefore, there may be a break in the item number, functional group or subgroup sequence. Only illustrations containing organizational authorized items appear in this manual.

**5. How Locate Repair Parts**

*a. When National Stock Number or Part Number is Unknown:*

(1) *First.* Using the table of contents, determine the functional group or subgroup within which the repair part belongs. This is necessary since illustrations are prepared for functional groups and subgroups, and listings are divided into the same groups.

(2) *Second.* Find the illustration covering the functional group or subgroup to which the repair part belongs.

(3) *Third.* Identify the repair part on the illustration and note the illustration figure and item number of the repair part.

(4) *Fourth.* Using the Repair Parts Listing, find the figure and item number noted on the illustration.

*b. When National Stock Number or Part Number is Known:*

(1) *First.* Using the Index of National Stock Numbers and Part Numbers, find the pertinent National stock number or part number. This index is in ascending NSN sequence followed by a list of part numbers in ascending alphameric sequence, cross-referenced to the illustration figure number and item number.

(2) *Second.* After finding the figure and item number, locate the figure and item number in the repair parts list.

**6. Abbreviations**

<i>Abbreviations</i>	<i>Explanation</i>
AMP	Ampere

*Abbreviation*

*Explanation*

AWG	American wire gage
C-B	Chemical-Biological
ECU	Evacuation control unit
EXT	External
GP	Gas-particulate
INT	Internal
MFD	Manufactured
MOD	Modified
MTG	Mounting
NOM	Nominal
NPTF	National pipe thread female
NPTM	National pipe thread male
PG	Package
PSI	Pounds per square inch
RO	Roll
SH	Sheet
SL	Spool
SX	Stick
THD	Thread
THK	Thick
TU	Tube
W	Width

7. Paragraph Deleted.



SECTION II. REPAIR PARTS LIST

(1) ILLUS FIG NO.	(2) ITEM NO.	(3) SMR CODE	(3) NATIONAL STOCK NUMBER (NSN)	(4) PART NUMBER	(5) FSCM	(6) DESCRIPTION  USABLE ON CODE  GROUP: 0100 TRAILER COVER AND SHELTER CASE	(7) U/M	(8) QTY INC IN UNIT
1	1	PACOF	4240-00-180-5263	E5-19-6567	81361	COVER, TRAILER, CONTOURED	EA	1
1	2	PACOF	4240-00-831-8040	E5-19-5231	81361	CASE, INFLATABLE SHELTER	EA	1
1	3	PAOZZ	5325-00-231-6586	MS20230BS4	96906	GROMMET, METALLIC	EA	4
1	4	XBOZZ		C5-19-5054	81361	BAR ASSEMBLY, TRANSPORT	EA	2
1	5	XAOZZ		B5-19-5038	81361	TUBE, ALUMINUM	EA	2
1	6	XAOZZ		C5-19-5034	81361	EXTENSION, HANDLE	EA	4
						GROUP: 0200 INFLATABLE SHELTER AND ENTRANCE		
						SUBGROUP: 0201 INFLATABLE SHELTER		
2	1	PACOF	4240-00-152-1304	E5-19-5178	81361	SHELTER, INFLATABLE, C-B SHELTER SYSTEM	EA	1
2	2	PACZZ	4240-00-497-5255	C5-19-6551	81361	CAP ASSEMBLY, AIR DUCT	EA	1
2	3	PACZZ	5305-00-989-7434	MS35207-263	96906	SCREW, MACHINE: NO. 10-32UNF-2A, 1/2 IN. LG	EA	16
2	4	PACZZ	5310-00-934-9751	MS35650-302	96906	NUT, PLAIN, HEXAGON: NO. 10-32UNF-2B	EA	16
2	5	PACZZ	5310-00-576-5752	MS35333-39	96906	WASHER, LOCK: NO. 10 NOM SIZE	EA	32
2	6	PACZZ	4240-00-762-1173	D5-19-4875	81361	PLATE, MOUNTING, AIR DUCT	EA	2
2	7	XBCZZ		D5-19-4876-1	81361	RING, REINFORCING	EA	2
2	8	PACOF	4720-00-922-0010	E5-19-5234	81361	HOSE, AIR DUCT	EA	1
2	10	PACZZ	5340-00-409-6837	MLV91003	98625	COUPLING, CLAMP, GROOVED	EA	8
2	11	MOCZZ		E5-19-5178- 21	81361	GUY LINE: 10 FT 4 IN. LG MFD FROM NSN 4020-00-201-5632	EA	4
2	12	MOCZZ		E5-19-5178- 19	81361	ANCHOR LINE: 6 FT 6 IN. LG MFD FROM NSN 4020-00-201-5632	EA	10
2	13	PACOF	4240-00-831-8028	E5-19-5185	81361	WALL SECTION, REMOVABLE	EA	1
2	15	PAOZZ	4730-00-908-6292	MS35842-14	96906	CLAMP, HOSE: 2-19/16 IN. TO 3-1/2 IN. DIA RANGE	EA	1
2	16	PAOZZ	4240-00-003-8312	BSP4-407-18	13214	EXHAUST FITTING, MALE	EA	1

SECTION II. REPAIR PARTS LIST

(1) ILLUS FIG NO.	(2) ITEM NO.	(3) SMR CODE	(3) NATIONAL STOCK NUMBER (NSN)	(4) PART NUMBER	(5) FSCM	(6) DESCRIPTION  USABLE ON CODE	(7) U/M	(8) QTY INC IN UNIT
2	17	PBCZZ	4240-00-831-8194	E5-19-5246	81361	ZIPPER TRANSITION ASSEMBLY  SUBGROUP: 0202 INFLATABLE ENTRANCE	EA	1
3		PACOF	4240-00-152-1306	E5-19-5250	81361	ENTRANCE, INFLATABLE, C-B SHELTER SYSTEM	EA	1
3	1	PAOZZ	5305-00-989-7434	MS35207-263	96906	SCREW, MACHINE: NO. 10-32UNF-2A, 1/2 IN. LG	EA	12
3	2	PAOZZ	5310-00-934-9751	MS35650-302	96906	NUT, PLAIN, HEXAGON: NO. 10-32UNF-2B	EA	12
3	3	PAOZZ	5310-00-576-5752	MS35333-39	96906	WASHER, LOCK: NO. 10 NOM SIZE	EA	24
3	4	PAOZZ	4240-00-688-9752	D5-19-4882	81361	PLATE, MOUNTING, AIR DUCT	EA	1
3	5	XBOZZ		D5-19-4884	81361	RING, REINFORCING	EA	1
3	6	PAOZZ	4240-00-688-9728	D5-19-4881	81361	PLATE, MOUNTING, AIR DUCT AND CONNECTOR	EA	1
3	7	XBOZZ		D5-19-4883	81361	RING, REINFORCING-CONNECTOR MOUNTING	EA	1
3	8	PAOZZ	5305-00-984-4976	MS35206-219	96906	SCREW, MAHCINE: NO. 4-4OUNC-2A, 3-4 IN. LG	EA	4
3	9	PAOZZ	5310-00-088-0551	MS21044N04	96906	NUT, SELF-LOCKING, HEXAGON: NO. 4-4OUNC-3B	EA	4
3	10	PAOZZ	5310-00-951-4679	MS27183-3	96906	WASHER, FLAT: 0.125 IN. ID, 0.250 IN. OD, 0.022 IN. THK	EA	4
3	11	PAOZZ	5935-00-137-4879	MS25043-28D	96906	COVER, ELETRICAL CONNECTOR	EA	2
3	12	PAOZZ	5935-00-603-0036	TBF18-4PS	71468	ADAPTER, CONNECTOR	EA	1
3	13	MOCZZ		E5-19-5250-14	81361	ANCHOR LINE: 6 FT 6 IN. LG MFD FROM NSN 4020-00-201-5632	EA	4
3	16	PAOZZ	5340-00-409-6837	MLV91003	98625	COUPLING, CLAMP, GROOVED	EA	2
3	17	PAOZZ	4730-00-908-6292	MS35842-14	96906	CLAMP, HOSE: 2-9/16 IN. TO 3-1/2 IN. DIA RANGE	EA	1
3	18	PAOZZ	4240-00-003-8312	BSP4-407-18	13214	EXHAUST FITTING, MALE	EA	1
3	19	MOCZZ		E5-19-5250-15	81361	GUY LINE: 10 FT 4 IN. LG MFD FROM NSN 4020-00-201-5632  SUBGROUP: 0203 EXTERIOR FRAME AND DOOR ASSEMBLY	EA	2
4	1	PAOZZ	5305-00-989-7434	MS35207-263	96906	SCREW MACHINE: NO. 10-32UNF-2A, 1/2 IN. LG	EA	149



## SECTION II. REPAIR PARTS LIST

(1) ILLUS FIG NO.	(2) ITEM NO.	(3) SMR CODE	(3) NATIONAL STOCK NUMBER (NSN)	(4) PART NUMBER	(5) FSCM	(6) DESCRIPTION  USABLE ON CODE	(7) U/M	(8) QTY INC IN UNIT
4	2	PAOZZ	5310-00-934-9751	MS35650-302	96906	NUT, PLAIN, HEXAGON: NO. 10-32UNF-2B	EA	151
4	3	PAOZZ	5310-00-576-5752	MS35333-39	96906	WASHER, LOCK: NO. 10 NOW SIZE	EA	303
4	4	XBOZZ		C5-19-5050	81361	RETAINER, ZIPPER	EA	1
4	7	XBOZZ		C5-19-4822	81361	TROUGH, EAVE, METAL	EA	1
4	9	XBOZZ		BN4-294	30327	NUT, PLAIN, HEXAGON: 1/2-24NS-2B	EA	1
4	10	PAOZZ	5310-00-194-1483	MS35333-44	96906	WASHER, LOCK: 1/2 IN. NOM SIZE	EA	1
4	11	PAOZZ	5310-00-809-5998	MS27183-18	96906	WASHER, FLAT: 0.531 IN. ID, 1.062 IN. OD, 0.095 IN THK	EA	1
4	12	XBOZZ		B5-19-4957	81361	COUPLING HALF, QUICK DISCONNECT	EA	1
4	13	PAOZZ	5305-00-984-7341	MS35191-273	96906	SCREW, MACHINE: NO. 10-32UNF-2A, 5/8 IN. LG	EA	22
4	14	MOOZZ		B5-19-4835	81361	GASKET: SWITCH BOX MFD FROM NSN 9320-00-781-1908	EA	1
4	15	PAOZZ	5305-00-984-7342	MS35191-274	96906	SCREW, MACHINE: NO. 10-32UNF-2A, 3/4 IN. LG	EA	18
4	16	PAOZZ	5310-00-877-5797	MS21044N3	96906	NUT, SELF-LOCKING, HEXAGON: NO. 10-32UNF-3B	EA	18
4	17	PAOZZ	5310-00-809-8546	MS27183-8	96906	WASHER, FLAT: 0.219 IN. ID, 0.438 IN. OD, 0.049 IN THK	EA	18
4	18	XBOZZ		C5-19-5263	81361	SPACER, PLATE	EA	6
4	19	PAOZZ	4240-00-003-5199	E5-19-4996	81361	DOOR, ACCESS: METAL, SWINGING, RIGHT	EA	1
4	20	PAOZZ	5305-00-006-8155	10-32X1TN TYPES	45722	THUMBSCREW: NO. 10-32UNF-2A, 1 IN. LG	EA	1
4	21	XBOZZ		B5-19-5005	81361	VALVE, BUTTERFLY	EA	1
4	22	PAOZZ	5305-00-989-7435	MS35207-264	96906	SCREW, MACHINE: NO. 10-32UNF-2A, 5/8 IN. LG	EA	2
4	23	XBOZZ		C5-19-4847-2	81361	STRIP, SUPPORT	EA	1
4	24	MOOZZ		B5-19-5010	81361	DAMPER, FLAP: MFD FROM NSN 9320-00-781-1908	EA	1
4	25	XBOZZ		3005	97125	HINGE, SPRING-LOADED	EA	6
4	26	MOOZZ		E5-19-4996-15	81361	GASKET: MFD FROM NSN 9320-00-092-5019	EA	6
4	27	PAOZZ	4240-00-003-5198	E5-19-4980	81361	DOOR, ACCESS: METAL, SWINGING, LEFT	EA	1

SECTION II. REPAIR PARTS LIST

(1) ILLUS FIG NO.	(2) ITEM NO.	(3) SMR CODE	(3) NATIONAL STOCK NUMBER (NSN)	(4) PART NUMBER	(5) FSCM	(6) DESCRIPTION  USABLE ON CODE	(7) U/M	(8) QTY INC IN UNIT
4	28	PAOZZ	5305-00-993-2458	MS35207-286	96906	SCREW, MACHINE: 1/4-28UNF-2A, 1-3/4 IN LG	EA	2
4	29	PAOZZ	5310-00-877-5796	MS21044N4	96906	NUT, SELF-LOCKING, HEXAGON: 1/4-28UNF-3B	EA	2
4	30	PAOZZ	5310-00-809-4058	MS27183-10	96906	WASHER, FLAT: 0.281 IN. ID, 0.625 IN. OD, 0.065 IN THK	EA	2
4	31	PAOZZ	5310-00-889-2528	MS45904-68	96906	WASHER, LOCK: 0.267 IN ID, 0.760 IN. OD, 0.040 IN. THK	EA	2
4	32	MOOZZ		C5-19-4952	81361	CORD ASSEMBLY, RETAINING: DOOR HANDLE MFD FROM NSN 4020-00-201-5632	EA	1
4	33	MOOZZ		C5-19-4952-3	81361	COLLAR, RETAINING CORD ASSEMBLY MFD FROM NSN 4710-00-277-5529	EA	2
4	34	PAOZZ	5305-00-993-1851	MS35207-267	96906	SCREW, MACHINE: NO. 10-32INF-2A, 1 IN. LG	EA	2
4	35	XBOZZ		C5-19-4847-1	81361	SUPPORT, STRIP	EA	1
4	36	XBOZZ		C5-19-5107	81361	CURTAIN, WINDOW	EA	1
4	37	MOOZZ		D5-19-5020-1	81361	GASKET: MFD FROM NSN 9320-00-092-5019  SUBGROUP: 0204 CONTROL (SWITCH) BOX	EA	2
5		PBOFF	4240-00-831-8155	D5-19-4841	81361	CONTROL BOX, PURGE	EA	1
5	1	PAOZZ	5305-00-984-7341	MS35191-273	96906	SCREW, MAHCINE: NO. 10-32UNF-3A, 5/8 IN. LG	EA	4
5	2	XBOZZ		C5-19-4831	81361	COVER, ACCESS	EA	1
5	3	MOOZZ		C5-19-4831-2	81361	GASKET: ACCESS COVER MFD FROM NSN 9320-00-092-5062	EA	1
5	4	PAOZZ	5305-00-889-2997	MS35206-215	96906	SCREW, MACHINE: NO. 4-40UNC-2A, 3/8 IN. LG	EA	4
5	5	PAOZZ	5310-00-951-4679	MS27183-3	96906	WASHER, FLAT: 0.125 IN. ID, 0.250 IN. OD, 0.022 IN. THK	EA	4
5	6	PAOZZ	5310-00-088-0551	MS21044N04	96906	NUT, SELF-LOCKING, HEXAGON: NO. 4-40UNC-3B	EA	4
5	8	PAOZZ	5935-00-137-4671	MS25043-16D	96906	COVER, ELECTRICAL CONNECTOR	EA	1
5	10	PACZZ	6240-00-155-7836	MS25237-327	96906	LAMP, INCANDESCENT: 28 VOLT, 0.04 AMP, MIDGET FLANGE BASE	EA	2

## SECTION II. REPAIR PARTS LIST

(1) ILLUS FIG NO.	(2) ITEM NO.	(3) SMR CODE	(3) NATIONAL STOCK NUMBER (NSN)	(4) PART NUMBER	(5) FSCM	(6) DESCRIPTION  USABLE ON CODE	(7) U/M	(8) QTY INC IN UNIT
5	13	PAOZZ	5930-00-728-4328	MS25306-222	96906	SWITCH, TOGGLE	EA	1
5	14	PAOZZ	5930-00-615-6731	MS25224-1	96906	GUARD, SWITCH	EA	1
						SUBGROUP: 0205 INTERIOR FRAME AND DOOR ASSEMBLY		
6	1	PAOZZ	5305-00-914-3820	MS51975-12	96906	SCREW, SHOULDER: 1/4-20UNC-3A,1- 1/4 IN. SHOULDER LG	EA	4
6	2	PAOZZ	5310-00-088-1251	MS51922-1	96906	NUT, SELF-LOCKING, HEXAGON: 1/4- 20UNC-2B	EA	4
6	3	PAOZZ	5310-00-823-8804	MS27183-9	96906	WASHER, FLAT: 0.250 IN. ID, 0.562 IN. OD, 0.065 IN THK	EA	4
6	4	XBOZZ		LC045G7	84830	SPRING: 0.480 IN. OD, 1-1/2 IN. LG	EA	4
6	5	PAOZZ	5355-00-935-3827	CL3HK2T	99862	KNOB: 5/16-18UNC THD SIZE, 1-3/4 IN. LG	EA	12
6	6	PAOZZ	5310-00-984-3806	MS51922-9	96906	NUT, SELF-LOCKING, HEXAGON: 5/16- 18UNC-2B	EA	12
N 6	6.1	PAOZZ	5310-00-625-5756	MS15795-812	96906	WASHER, FLAT: CRES, 0.344 IN. ID, 0.688 IN OD, 0.065 IN. THK	EA	12
6	7	XBOZZ		D5-19-5157	81361	FRAME, SEAL RETAINING	EA	1
6	9	PAOZZ	5305-00-984-7341	MS35191-273	96906	SCREW, MACHINE: NO. 10-32UNF-2A, 5/8 IN. LG	EA	4
6	10	MOOZZ		B5-19-4998	81361	GASKET: DISTRIBUTION BOX MFD FROM NSN 9320-00-262-2274	EA	1
						SUBGROUP: 0206 DISTRIBUTION BOX		
7		PBOFF	6110-00-171-2214	D5-19-4807	81361	DISTRIBUTION BOX	EA	1
7	1	PAOZZ	5305-00-989-7434	MS35207-263	96906	SCREW, MACHINE: NO. 10-32UNF-2A, 1/2 IN. LG	EA	6
7	2	PAOZZ	5310-00-823-8804	MS27183-9	96906	WASHER, FLAT: 0.250 IN. ID, 0.562 IN. OD, 0.065 IN. THK	EA	6
7	3	PAOZZ	5305-00-889-2999	MS35206-217	96906	SCREW, MACHINE: NO. 4-40UNC-2A, 1/2 IN. LG	EA	12
7	4	PAOZZ	5310-00-088-0551	MS21044N04	96906	NUT, SELF-LOCKING, HEXAGON: NO. 4-40UNC-3B	EA	14
7	5	PAOZZ	5310-00-951-4679	MS27183-3	96906	WASHER, FLAT: 0-125 IN .ID, 0.250 IN. OD, 0.022 IN. THK	EA	14
7	7	PAOZZ	5935-00-221-8620	MS25043-20D	96906	COVER, ELECTRICAL CONNECTOR	EA	2

## SECTION II. REPAIR PARTS LIST

(1) ILLUS FIG NO.	(2) ITEM NO.	(3) SMR CODE	(3) NATIONAL STOCK NUMBER (NSN)	(4) PART NUMBER	(5) FSCM	(6) DESCRIPTION  USABLE ON CODE	(7) U/M	(8) QTY INC IN UNIT
7	9	PACZZ	6240-00-155-7836	MS25237-327	96906	LAMP, INCANDESCNET: 28 VOLT, 0.04 AMP, MIDGET FLANGE BASE	EA	2
7	19	PAOZZ	5935-00-137-4669	MS25043-14D	96906	COVER, ELECTRICAL CONNECTOR  GROUP: 0300 REMOVABLE TRAILER COMPONENTS  SUBGROUP: 0301 TAILGATE EXTENSION	EA	1
8		PACFF	4240-00-777-3439	E5-19-5132	81361	TAILGATE EXTENSION	EA	1
8	1	PAOZZ	5310-00-950-0039	MS21044N6	96906	NUT, SELF-LOCKING, HEXAGON: 3/8- 24UNF-3B	EA	2
8	2	PAOZZ	5305-00-269-2809	MS90726-66	96906	SCREW, CAP, HEXAGON HEAD: 3/8- 24-UNF-2A, 2 IN. LG	EA	2
8	3	PAOZZ	5310-00-080-6004	MS27183-14	96906	WASHER, FLAT: 0.406 IN ID, 0.812 IN. OD, 0.065 IN THK	EA	2
8	4	PAOZZ	4240-00-008-7217	E5-19-5205- 70	81361	STRAP, WEBBING: TIE DOWN	EA	2
8	5	PAOZZ	5310-00-087-4652	MS51922-17	96906	NUT, SELF-LOCKING, HEXAGON: 3/8- 16UNC-2B	EA	6
8	6	PAOZZ	5310-00-087-7493	MS27183-13	96906	WASHER, FLAT: 0.375 IN ID, 0.875 IN. OD, 0.083 IN. THK	EA	6
8	7	PAOZZ	5305-00-880-9634	MS51975-31	96906	SCREW, SHOULDER: 3/8-16UNC-3A, 1- 1/2 IN. SHOULDER LG	EA	4
8	8	XBOZZ		C5-19-5256	81361	HANDLE, BAIL	EA	2
8	9	PAOZZ	5305-00-978-9397	MS16997-103	96906	SCREW, CAP, SOCKET HEAD: 3/8- 16UNC-3A, 2 IN LG	EA	2
8	10	PAOZZ	4240-00-497-5246	C5-19-5258	81361	CLAMPING BRACKET ASSEMBLY	EA	2
8	11	PAOZZ	5305-00-989-7434	MS35207-263	96906	SCREW, MACHINE: NO. 10-32UNF-2A, 1/2 IN. LG	EA	2
8	12	PAOZZ	5310-00-061-7326	MS21045-3	96906	NUT, SELF-LOCKING, HEXAGON: NO. 10-32UNF-3B	EA	2
8	13	PAOZZ	5310-00-809-8546	MS27183-8	96906	WASHER, FLAT: 0.219 IN. ID, 0.438 IN. OD, 0.049 IN THK	EA	2
8	14	PAOZZ	5340-00-152-0108	1723B2	39428	CLIP, SPRING	EA	2
8	15	XAOZZ		E5-19-5255	81361	FRAME, EXTENSION	EA	1
R 8	16	PAOZZ	5320-00-865-8994	SD44BS	61957	RIVET, BLIND: 1/8 IN. DIA, 1/4 IN. GRIP LG	EA	4

SECTION II. REPAIR PARTS LIST

(1) ILLUS FIG NO.	(2) ITEM NO.	(3) SMR CODE	(3) NATIONAL STOCK NUMBER (NSN)	(4) PART NUMBER	(5) FSCM	(6) DESCRIPTION  USABLE ON CODE	(7) U/M	(8) QTY INC IN UNIT
8	17	PAOZZ	5310-00-983-8483	MS27183-5	96906	WASHER, FLAT: 0.156 IN. ID, 0.312 IN. OD, 0.035 IN THK	EA	4
8	18	MOOZZ		E5-19-5255-18	81361	CHAIN, WELDESS: 7 IN. LG MPD FROM NSN 4010-00-781-3129	EA	4
C 8	19	PAOZZ	5340-01-011-7158	CL6ABPL2	99862	PIN, QUICK RELEASE	EA	2
8	20	PAOZZ	5340-00-052-2242	MS17985-415	96906	PIN, QUICK RELEASE	EA	2
						SUBGROUP: 0302 SUPPORT RACK AND ARCH SUPPORTS		
9		PACFF	4240-00-762-1177	E5-19-4777	81361	RACK, SUPPORT, INFLATABLE ENTRANCE	EA	1
9	1	PAOZZ	5305-00-225-3840	MS90725-7	96906	SCREW, CAP, HEXAGON HEAD: 1/4-20UNC-2A, 7/8 IN. LG	EA	28
9	2	PAOZZ	5310-00-582-5965	MS35338-44	96906	WASHER, LOCK: 1/4 IN. NOM SIZE	EA	20
9	3	PAOZZ	5310-00-809-4058	MS27183-10	96906	WASHER, FLAT: 0.281 IN. ID, 0-625 IN. OD, 0.065 IN. THK	EA	32
9	4	PAOZZ	5305-00-068-0502	MS90725-6	96906	SCREW, CAP, HEXAGON HEAD: 1/4-20UNC-2A, 3/4 IN. LG	EA	4
9	5	PAOZZ	5310-00-088-1251	MS51922-1	96906	NUT, SELF-LOCKING, HEXAGON: 1/4-20UNC-2B	EA	12
9	6	PAOZZ	4240-00-037-4733	E5-19-5205-90	81361	STRAP, WEBBING: TIE DOWN	EA	2
9	7	PAOZZ	4240-00-028-9580	E5-19-5205-40	81361	STRAP, WEBBING: TIE DOWN	EA	2
9	8	PAOZZ	4240-00-162-1943	E5-19-5205-100	81361	STRAP, WEBBING: TIE DOWN	EA	4
9	9	PACZZ	4730-00-908-6294	MS35842-16	96906	CLAMP, HOSE: 4-1/8 IN. TO 7 IN. DIA RANGE	EA	6
9	10	XBCZZ		D5-19-5241	81361	ARCH SUPPORT ASSEMBLY	EA	6
9	11	PAOZZ	5305-00-253-5627	MS21318-48	96906	SCREW, DRIVE: NO. 10, 5/8 IN. LG	EA	9
9	12	PAOZZ	5310-00-823-8804	MS27183-9	96906	WASHER, FLAT: 0.250 IN. ID, 0.562 IN. OD, 0.065 IN. THK	EA	9
9	13	PAOZZ	4240-00-489-5133	B5-19-5243	81361	PIN ASSEMBLY	EA	9
9	14	XBCZZ		B5-19-5242	81361	TUBING, ARCH SUPPORT	EA	3
9	15	XBCZZ		C5-19-5232	81361	TUBING, ARCH SUPPORT	EA	3
9	16	PAOZZ	5305-00-934-0053	MS51975-13	96906	SCREW, SHOULDER: 1/4-20UNC-3A, 1-1/2 IN. SHOULDER LG	EA	4
9	17	XBOZZ		C5-19-4780-20	81361	FRAME, SUPPORT	EA	1

## SECTION II. REPAIR PARTS LIST

(1) ILLUS FIG NO.	(2) ITEM NO.	(3) SMR CODE	(3) NATIONAL STOCK NUMBER (NSN)	(4) PART NUMBER	(5) FSCM	(6) DESCRIPTION  USABLE ON CODE	(7) U/M	(8) QTY INC IN UNIT
9	18	XBOZZ		C5-19-4780-10	81361	FRAME, SUPPORT	EA	1
9	19	PAOZZ	5305-00-415-2148	MS51975-24	96906	SCREW, SHOULDER: 5/16-18UNC-3A, 2-1/4 IN. SHOULDER LG	EA	4
9	20	PAOZZ	5310-00-984-3806	MS51922-9	96906	NUT, SELF-LOCKING, HEXAGON: 5/16-18UNC-2B	EA	4
9	21	PAOZZ	5310-00-087-7493	MS27183-13	96906	WASHER, FLAT: 0.375 IN ID, 0.875 IN. OD, 0.083 IN THK	EA	4
9	22	PAOZZ	5310-00-081-4219	MS27183-12	96906	WASHER, FLAT: 0.344 IN. ID, 0.688 IN. OD, 0.065 IN. THK	EA	4
9	23	XBOZZ		C5-19-4781	81361	TUBE, SUPPORT	EA	4
9	24	PAOZZ	5320-00-063-3675	MS20600MP 5W4	96906	RIVET, BLIND: 5/32 IN. NOM DIA, 1/4 IN. NOM GRIP LG	EA	8
9	25	PAOZZ	5340-00-680-4375	3	82240	CATCH, CLAMPING: SPRING- LOADED	EA	4
9	26	PAOZZ	5320-00-582-3496	MS20600AD 5W4	96906	RIVET, BLIND: 5/32 IN. NOM DIA, 1/4 IN. NOM GRIP LG	EA	8
9	27	PAOZZ	5305-00-087-0260	MS9122-07	96906	SCREW, MACHINE: MO. 10-32UNF-2A, 3/4 IN. LG	EA	16
9	28	PAOZZ	5310-00-045-3296	MS35338-43	96906	WASHER, LOCK: NO. 10 NOM SIZE	EA	16
9	29	PAOZZ	5310-00-809-8546	MS27183-8	96906	WASHER, FLAT: 0.219 IN. ID, 0.438 IN. OD, 0.049 IN. THK	EA	16
9	30	XBOZZ		C5-19-4786- 10	81361	FRAME SUPPORT: LEFT	EA	1
9	31	XBOZZ		C5-19-4786- 20	81361	FRAME SUPPORT: RIGHT	EA	1
9	32	PAOZZ	5306-00-225-8497	MS90725-32	96906	BOLT, MACHINE: 5/16-18UNC-2A, 3/4 IN. LG	EA	4
9	33	PAOZZ	5310-00-407-9566	MS35338-45	96906	WASHER, LOCK: 5/16 IN. NOM SIZE	EA	4
9	34	XBOZZ		C5-19-4824	81361	SHIELD	EA	4
9	35	PAOZZ	5320-00-850-3241	SD66BS	07707	RIVET, BLIND: 0.187 IN. DIA, 0.375 IN. GRIP LG	EA	16
9	36	PAOZZ	5325-00-056-2523	LINKLOCK2	82240	FASTENER	EA	12
9	37	XAOZZ		E5-19-4784	81361	RACK, SUPPORT	EA	1
9	38	PAOZZ	5320-00-117-6853	MS20470AD6-8	96906	RIVET, SOLID: 3/16 IN. DIA, 1/2 IN. LG	EA	52

## SECTION II. REPAIR PARTS LIST

(1) ILLUS FIG NO.	(2) ITEM NO.	(3) SMR CODE	(3) NATIONAL STOCK NUMBER (NSN)	(4) PART NUMBER	(5) FSCM	(6) DESCRIPTION  USABLE ON CODE  SUBGROUP: 0303 AIR DUCT ASSEMBLIES AND RETAINERS	(7) U/M	(8) QTY INC IN UNIT
10	1	A0000		D5-19-5060-100	81361	AIR DUCT ASSEMBLY: SHELTER, 12 IN. DIA, 6 FT 4-1/2 IN. LG	EA	1
10	2	PAOZZ	4730-00-908-6294	MS35842-16	96906	CLAMP, HOSE: 4-1/8 IN. TO 7 IN. DIA RANGE	EA	8
10	3	PAOZZ	4240-00-489-5135	C5-19-4944	81361	ADAPTER AND RETAINER ASSEMBLY, AIR DUCT	EA	2
10	4	PAOZZ	4240-00-497-5225	C5-19-4972-100	81361	ADAPTER, AIR DUCT	EA	2
10	5	PAOZZ	5340-00-009-0509	MLK91412	98625	COUPLING, CLAMP, GROOVED: 12 IN. NOM DIA	EA	4
10	6	PAOZZ	5310-00-877-5797	MS21044N3	96906	NUT, SELF-LOCKING, HEXAGON: NO. 10-32UNF-3B	EA	6
10	7	PAOZZ	5305-00-989-7435	MS35207-264	96906	SCREW, MACHINE: NO. 10-32UNF-2A, 5/8 IN LG	EA	6
10	8	PAOZZ	5310-00-014-5850	MS27183-42	96906	WASHER, FLAT: 0.219 IN. ID, 0.500 IN. OD, 0.049 IN THK	EA	6
10	9	XAOZZ		C5-19-4944 W/O HARDWARE	81361	TUBE AND FLANGE ASSEMBLY, RETAINING	EA	2
10	10	XAOZZ		C5-19-4972 W/O HARDWARE	81361	TUBE AND FLANGE ASSEMBLY	EA	2
10	11	PAOZZ	4720-00-004-2247	D5-19-5028-1	81361	HOSE, AIR DUCT: 12 IN. DIA, 6 FT LG	EA	1
10	12	A0000		D5-19-5060-101	81361	AIR DUCT ASSEMBLY: SHELTER, 12 IN. DIA, 8 FT 4-1/2 IN. LG	EA	1
10	13	PAOZZ	4720-00-140-9801	D5-19-5028-2	81361	HOSE, AIR DUCT: 12 IN. DIA, 8 FT LG	EA	1
10	14	A0000		D5-19-5056	81361	AIR DUCT ASSEMBLY: ENTRANCE, 8 IN. DIA, 14 FT LG	EA	1
10	15	PAOZZ	4730-00-908-6293	MS35842-15	96906	CLAMP, HOSE: 3-5/16 IN. TO 4-1/4 IN. DIA RANGE	EA	4
10	16	PAOZZ	4240-00-489-5132	C5-19-4940	81361	ADAPTER-RETAINER: AIR DUCT	EA	1
10	17	PAOZZ	4240-00-489-5146	C5-19-4968-100	81361	ADAPTER, AIR DUCT	EA	1

SECTION II. REPAIR PARTS LIST

(1) ILLUS FIG NO.	(2) ITEM NO.	(3) SMR CODE	(3) NATIONAL STOCK NUMBER (NSN)	(4) PART NUMBER	(5) FSCM	(6) DESCRIPTION  USABLE ON CODE	(7) U/M	(8) QTY INC IN UNIT
10	18	PAOZZ	5340-00-061-0503	MLK91411	98625	COUPLING, CLAMP, GROOVED: 8 IN. NOM DIA	EA	2
10	19	XAOZZ		C5-19-4940 W/O HARDWARE	81361	TUBE AND FLANGE ASSEMBLY, RETAINING	EA	1
10	20	XAOZZ		C5-19-4968 W/O HARDWARE	81361	TUBE AND FLANGE ASSEMBLY	EA	1
10	21	PAOZZ	4720-00-006-6086	C5-19-5104-1	81361	HOSE, AIR DUCT: 8 IN. ID, 10 FT LG	EA	1
10	22	AOOOO		C5-19-5098	81361	HOSE ASSEMBLY, AIR DUCT: INFLATION HOSE, 10 FT LG	EA	1
10	23	PAOZZ	4730-00-909-8627	MS35842-13	96906	CLAMP, HOSE: 1-13/16 IN. TO 2-3/4 IN. DIA RANGE	EA	2
10	24	PAOZZ	4240-00-003-8312	BSP4-407-18	13214	EXHAUST FITTING, MALE	EA	2
10	25	PAOZZ	4720-00-116-9305	C5-19-4779-6	81361	HOSE, AIR DUCT: 2-1/2 IN. ID, 10 FT LG	EA	1
10	26	PAOZZ	4240-00-688-9831	D5-19-5158-20	81361	RETAINER AND CORE, DUCT STORAGE: 28 IN. LG	EA	1
10	27	PAOZZ	4240-00-688-9766	D5-19-5158-10	81361	RETAINER AND CORE, DUCT STORAGE: 51 IN. LG	EA	1
10	28	PAOZZ	4240-00-688-9950	D5-19-5158-30	81361	RETAINER AND CORE, DUCT STORAGE: 46 IN. LG	EA	1
						SUBGROUP: 0304 ENTRANCE GAS- PARTICULATE FILTER UNIT		
C 11		PAOFA	4240-00-172-1805	E5-19-5009	81361	FILTER UNIT, GAS-PARTICULATE: ENTRANCE	EA	1
11	1	PAOZZ	5305-00-914-3820	MS51975-12	96906	SCREW, SHOULDER: 1/4-20UNC-3A, 1-1/4 IN. SHOULDER LG	EA	4
11	2	PAOZZ	5310-00-088-1251	MS51922-1	96906	NUT, SELF-LOCKING, HEXAGON: 1/4-20UNC-2B	EA	4
11	3	PAOZZ	5310-00-081-4219	MS27183-12	96906	WASHER, FLAT: 0.344 IN. ID, 0.688 IN. OD, 0.065 IN THK	EA	4
11	4	PAOZZ	5310-00-809-4058	MS27183-10	96906	WASHER, FLAT: 0.281 IN. ID, 0.625 IN. OD, 0.065 IN THK	EA	4
11	5	XBOZZ		C5-19-4790	81361	HANDLE, BAIL	EA	2
11	6	PAOZZ	5305-00-857-5867	MS9122-03	96906	SCREW, MACHINE: NO. 10-32UNF-3A, 1/2 IN LG	EA	8
11	7	PAOZZ	5310-00-809-8546	MS27183-8	96906	WASHER, FLAT: 0.219 IN. ID, 0.438 IN. OD, 0.049 IN. THK	EA	16



## SECTION II. REPAIR PARTS LIST

(1) ILLUS FIG NO.	(2) ITEM NO.	(3) SMR CODE	(3) NATIONAL STOCK NUMBER (NSN)	(4) PART NUMBER	(5) FSCM	(6) DESCRIPTION  USABLE ON CODE	(7) U/M	(8) QTY INC IN UNIT
11	8	MOOZZ		C5-19-4793	81361	GASKET: MFD FROM NSN 9320-00-092-5019	EA	2
11	9	PAOZZ	4730-00-908-6293	MS35842-15	96906	CLAMP, HOSE: 3-5/16 IN. TO 4-1/4 IN. DIA RANGE	EA	4
11	10	XBOZZ		C5-19-6548	81361	ADAPTER, FAN	EA	1
11	11	PAOZZ	4240-00-489-5146	C5-19-4968-100	81361	ADAPTER, AIR DUCT	EA	1
11	12	PAOZZ	5305-00-989-7434	MS35207-263	96906	SCREW, MACHINE: NO. 10-32UNF-2A, 1/2 IN. LG	EA	1
11	13	PAOZZ	5310-00-877-5797	MS21044N3	96906	NUT, SELF-LOCKING, HEXAGON: NO. 10-32UNF-3B	EA	1
11	14	PAOZZ	5310-00-014-5850	MS27183-42	96906	WASHER, FLAT: 0.219 IN. ID, 0.500 IN. OD, 0.049 IN THK	EA	1
11	15	PAOZZ	5340-00-061-0503	MLK91411	98625	COUPLING, CLAMP, GROOVED: 8 IN. NOM DIA	EA	1
11	16	XAOZZ		C5-19-4968 W/O HARDWARE	81361	TUBE AND FLANGE ASSEMBLY	EA	1
11	17	PAOZZ	4720-00-937-0846	C5-19-5104-2	81361	HOSE, AIR DUCT: 8 IN. ID, 18-1/2 IN. LG	EA	1
11	24	XBOZZ		294PB	30327	COUPLING, QUICK CONNECT: 1/4 IN. OD	EA	2
11	25	XAOZZ		E5-19-4787	81361	PLENUM, OUTLET	EA	1
11	26	PAOZZ	5320-00-165-8784	MS20426B6-5	96906	RIVET, SOLID: 3/16 IN. DIA, 5/16 IN. LG	EA	28
11	27	PAOZZ	5325-00-056-2523	LINKLOCK2	82240	FASTENER	EA	4
11	28	PAOZA	4240-00-152-1550	E5-19-5211-20	81361	FILTER, GAS	EA	1
11	29	PAOZA	4240-00-152-1544	C5-19-5209-20	81361	FILTER, PARTICULATE	EA	1
						SUBGROUP: 0306 EVACUATION FAN ASSEMBLY		
12		PACOO	4240-00-003-8311	E5-19-5264	81361	FAN ASSEMBLY, EVACUATION	EA	1
12	1	XBOZZ		E5-19-5264-9	81361	SCREW, CAP, HEXAGON HEAD: 1/4-28UNF-2A, 5-1/2 IN. LG	EA	4
12	2	PAOZZ	5310-00-809-4058	MS27183-10	96906	WASHER, FLAT: 0.281 IN. ID, 0.625 IN. OD, 0.065 IN THK	EA	4
12	3	XAOZZ		D5-19-5033	81361	COVER, FAN MOTOR	EA	1
12	4	PAOZZ	5305-00-889-3000	MS35206-230	96906	SCREW, MACHINE: NO. 6-32UNC-2A, 1/2 IN. LG	EA	2

## SECTION II. REPAIR PARTS LIST

(1) ILLUS FIG NO.	(2) ITEM NO.	(3) SMR CODE	(3) NATIONAL STOCK NUMBER (NSN)	(4) PART NUMBER	(5) FSCM	(6) DESCRIPTION  USABLE ON CODE	(7) U/M	(8) QTY INC IN UNIT
12	5	PAOZZ	5310-00-045-4007	MS35338-41	96906	WASHER, LOCK: NO. 6 NOM DIA	EA	2
12	6	PAOZZ	5310-00-983-8483	MS27183-5	96906	WASHER, FLAT: 0.156 IN. ID, 0.312 IN. OD, 0.035 IN. THK	EA	2
12	7	XBOZZ		B5-19-5055-1	81361	SHIELD, SWITCH	EA	1
12	8	PAOZZ	5925-00-163-6547	JA1B3-20-2	74193	CIRCUIT BREAKER	EA	1
12	9	PAOZZ	4730-00-908-6292	MS35842-14	96906	CLAMP, HOSE: 2-9/16 IN. TO 3-1/2 IN. DIA RANGE	EA	1
12	10	AOOOO		C5-19-5229	81361	HOSE ASSEMBLY, NONMETALLIC	EA	1
12	11	PAOZZ	4730-00-909-8627	MS35842-13	96906	CLAMP, HOSE: 1-13/16 IN. TO 2-3/4 IN. DIA RANGE	EA	1
12	12	PAOZZ	4240-00-003-8312	BSP4-407-18	13214	EXHAUST FITTING, MALE	EA	1
12	13	PAOZZ	4240-00-006-0022	D5-19-5244-1	81361	HOSE, EVACUATION	EA	1
12	14	XAOZZ		C5-19-4964	81361	COVER, FAN INLET	EA	1
12	15	XAOZZ		C5-19-4855	81361	PLENUM, FAN INLET	EA	1
12	16	XAOZZ		C5-19-5037	81361	PLENUM, FAN OUTLET	EA	1
12	17	XAOZZ		D5-19-5133	81361	FAN, CENTRIFUGAL	EA	1
12	18	PAOZZ	5310-00-061-7326	MS21045-3	96906	NUT, SELF-LOCKING, HEXAGON: NO. 10-32UNF-3B	EA	1
12	19	PAOZZ	5340-00-943-6047	MS21322-37	96906	CLAMP, LOOP: 7/16 IN. NOM DIA, CUSHIONED	EA	1
12	20	PAOZZ	5305-00-989-7434	MS35207-263	96906	SCREW, MACHINE: NO. 10-32UNF-2A, 1/2 IN. LG	EA	1
12	21	PAOZZ	5310-00-809-8546	MS27183-8	96906	WASHER, FLAT: 0.219 IN. ID, 0.438 IN. OD, 0.049 IN. THK	EA	1
12	22	PAOZZ	5935-00-660-4411	MS25042-16C	96906	COVER, ELECTRICAL CONNECTOR	EA	1
12	23	PAOZZ	5935-00-415-3885	MS3106F16-11P	96906	CONNECTOR, PLUG, ELECTRICAL	EA	1
12	24	PAOZZ	5325-00-174-9008	MS35489-15	96906	GROMMET, RUBBER: 1/16 IN. GROOVE W, 1-1/4 IN. GROOVE DIA, 1/2 IN. HOLE DIA  SUBGROUP: 0307 BOX AND SOUND ATTENUATING PLENUMS	EA	1
13	1	PACOO	4240-00-777-3437	E5-19-5063	81361	BOX, PLENUM	EA	1
13	2	PAOZZ	5320-00-754-0822	MS20470AD4-5	96906	RIVET, SOLID: 1/8 IN. DIA, 5/16 IN. LG	EA	8

## SECTION II. REPAIR PARTS LIST

(1) ILLUS FIG NO.	(2) ITEM NO.	(3) SMR CODE	(3) NATIONAL STOCK NUMBER (NSN)	(4) PART NUMBER	(5) FSCM	(6) DESCRIPTION  USABLE ON CODE	(7) U/M	(8) QTY INC IN UNIT
13	3	PAOZZ	5340-00-680-4375	3	82240	CATCH, CLAMPING: SPRING-LOADED	EA	8
13	4	PACOO	4240-00-831-8027	E5-19-5154	81361	PLENUM, SOUND ATTENUATING	EA	1
13	5	PAOZZ	5320-00-117-6828	MS20470AD4-6	96906	RIVET, SOLID: 1/8 IN. DIA, 3/8 IN. LG  SUBGROUP: 0308 EVACUATION MANIFOLD ASSEMBLY	EA	8
14		PACFF	4240-00-477-6729	E5-19-5228	81361	MANIFOLD ASSEMBLY, EVACUATION	EA	1
14	1	PAOZZ	4730-00-909-8627	MS35842-13	96906	CLAMP, HOSE: 1-13/16 IN. TO 2-3/4 IN. DIA RANGE	EA	5
14	2	PAOZZ	4240-00-003-8312	BSP4-407-18	13214	EXHAUST FITTING, MALE	EA	5
14	3	PAOZZ	5340-00-409-6837	MLV91003	98625	COUPLING, CLAMP, GROVVED	EA	1
14	4	XAOZZ		D5-19-5244-2	81361	HOSE, EVACUATION  SUBGROUP: 0309 TOOL BOX AND CONTENTS	EA	1
15		AOOOO		D5-19-6525	81361	TOOL BOX, PORTABLE, AND CONTENTS	EA	1
15	1	PACFF	5140-00-777-3438	E5-19-5080	81361	TOOL BOX, PORTABLE	EA	1
15	5	PACZZ	4240-00-489-5134	B5-19-6526	81361	BAR, BELT TENSION	EA	1
15	6	MOOZZ		D5-19-6525-17	81361	ROPE, BRAIDED: 1/4 IN. DIA, 10 FT LG MFD FROM NSN 4020-00-201-5632	EA	4
15	7	MOOZZ		D5-19-6525-16	81361	ROPE, BRAIDED: 1/4 IN. DIA, 4 FT LG MFD FROM NSN 4020-00-201-5632	EA	4
15	8	PAOZZ	6230-00-498-9408	MILL18838B	81349	LANTERN, ELECTRIC	EA	1
15	9	PACZZ	4240-00-762-1175	D5-19-6545	81361	POUCH AND COVER ASSEMBLY	EA	1
15	10	PACZZ	4240-00-688-9725	C5-19-5090	81361	CABLE ASSEMBLY, POWER, ELECTRICAL	EA	1
16	1	PACZZ	8430-00-172-3762	136-301-69	81361	FOOTWEAR COVERS, DISPOSABLE: 4 ROLLS OF 12 EA PER PKG	RO	1
16	2	PACZZ	8105-00-427-2667	HJB	03966	BAG, PLASTIC: PKG OF 12	PG	1
16	3	PACZZ	9150-00-009-0217	SANTOTRAC50	76541	LUBRICATING OIL, HYDPAULIC: 1 QT CN	CN	1
16	4	PACZZ	6635-00-921-6255	12998F	24161	TENSIOMETER, V-VELT	EA	1
16	5	PACZZ	2990-00-961-3692	13213E3284	97403	STARTER ROPE, ENGINE	EA	1

## SECTION II. REPAIR PARTS LIST

(1) ILLUS FIG NO.	(2) ITEM NO.	(3) SMR CODE	(3) NATIONAL STOCK NUMBER (NSN)	(4) PART NUMBER	(5) FSCM	(6) DESCRIPTION  USABLE ON CODE	(7) U/M	(8) QTY INC IN UNIT
16	6	PAOZZ	7240-00-826-4099	LF1593	81348	FUNNEL, PLASTIC: 4 OZ	EA	1
16	7	MOOZZ		R3603	61501	TUBE, PLASTIC: 4 IN. LG MFD FROM NSN 4720-00-818-3476	EA	1
		PACOO	4240-00-688-9758	D5-19-5095	81361	CABLE AND LIGHT ASSEMBLY, ELECTRICAL, BRANCHED	SEE NO.	FIG 17
		PACOO	6230-00-688-9756	D5-19-5091	81361	LIGHT, EXTENSION	SEE NO.	FIG 18
		PACOF	4240-00-477-6733	D5-19-4935	81361	GAGE ASSEMBLY, DIFFERENTIAL, DIAL INDICATING	SEE NO.	FIG 19
		PACFF	4240-00-028-9579	E5-19-5008	81361	CONTROL-INDICATOR: AUXILIARY	SEE NO.	FIG 20
						SUBGROUP: 0310 CABLE AND LIGHT ASSEMBLIES		
17		PACOO	4240-00-688-9758	D5-19-5095	81361	CABLE AND LIGHT ASSEMBLY, ELECTRICAL, BRANCHED	EA	1
17	1	PAOZZ	5310-00-811-3494	MS21044N08	96906	NUT, SELF-LOCKING, HEXAGON: NO. 8-32UNC-3B	EA	7
17	2	PAOZZ	5310-00-809-8544	MS27183-7	96906	WASHER, FLAT: 0.188 IN. ID, 0.375 IN. OD, 0.049 IN. THK	EA	7
17	3	PAOZZ	5305-00-984-6195	MS35206-247	96906	SCREW, MACHINE: NO. 8-32UNC-2A, 3/4 IN. LG	EA	1
17	4	PAOZZ	5305-00-984-6194	MS35206-246	96906	SCREW, MACHINE: NO. 8-32UNC-2A, 5/8 IN. LG	EA	6
17	5	XBOZZ		B5-19-4962-2	81361	HANGER	EA	7
17	6	PAOZZ	5340-00-997-2964	MS21322-36	96906	CLAMP, LOOP: 3/8 IN. NOM DIA, CUSHIONED	EA	3
17	7	PAOZZ	5340-00-901-1320	MS21322-34	96906	CLAMP, LOOP: 1/4 IN. NOM DIA, CUSHIONED	EA	3
17	8	PAOZZ	5340-00-929-3506	MS21322-40	96906	CLAMP, LOOP: 5/8 IN. NOM DIA, CUSHIONED	EA	1
17	9	PAOZZ	5340-00-008-5795	MS21322-53	96906	CLAMP, LOOP: 2-1/8 IN. NOM DIA, CUSHIONED	EA	1
17	10	XBOZZ		C5-19-5131	81361	LIGHT, EXTENSION: MODIFIED	EA	1
17	11	PACZZ	6240-00-246-5052	MS15541-2	96906	LAMP, INCANDESCENT A21 BULB, MEDIUM SCREW BASE	EA	1
18		PACOO	6230-00-688-9756	D5-19-5091	81361	LIGHT, EXTENSION	EA	1
18	1	PAOZZ	5310-00-811-3494	MS21044N08	96906	NUT, SELF-LOCKING, HEXAGON: NO. 8-32UNC-3B	EA	5

SECTION II. REPAIR PARTS LIST

(1) ILLUS FIG NO.	(2) ITEM NO.	(3) SMR CODE	(3) NATIONAL STOCK NUMBER (NSN)	(4) PART NUMBER	(5) FSCM	(6) DESCRIPTION  USABLE ON CODE	(7) U/M	(8) QTY INC IN UNIT
18	2	PAOZZ	5310-00-809-8544	MS27183-7	96906	WASHER, FLAT: 0.188 IN. ID, 0.375 IN. OD, 0.049 IN. THK	EA	5
18	3	PAOZZ	5305-00-984-6195	MS35206-247	96906	SCREW, MACHINE: NO. 8-32UNC-2A, 3/4 IN. LG	EA	1
18	4	PAOZZ	5305-00-984-6194	MS35206-246	96906	SCREW, MACHINE: NO. 8-32UNC-2A, 5/8 IN. LG	EA	4
18	5	XBOZZ		B5-19-4962-1	81361	HANGER	EA	5
18	6	PAOZZ	5340-00-078-3615	MS21322-33	96906	CLAMP, LOOP: 3/16 IN. NOM DIA, CUSHIONED	EA	2
18	7	PAOZZ	5340-00-901-1320	MS21322-34	96906	CLAMP, LOOP: 1/4 IN. NOM DIA, CUSHIONED	EA	2
18	8	PAOZZ	5340-00-008-5795	MS21322-53	96906	CLAMP, LOOP: 2-1/8 IN. NOM DIA, CUSHIONED	EA	2
18	9	PAOZZ	5935-00-660-3720	MS25042-14C	96906	COVER, ELECTRICAL CONNECTOR	EA	1
18	10	XBOZZ		C5-19-5131	81361	LIGHT, EXTENSION: MODIFIED	EA	2
18	11	PAOZZ	6240-00-246-5052	MS15541-2	96906	LAMP, INCANDESCENT: A21 BULB, MEDIUM SCREW BASE	EA	2
						SUBGROUP: 0311 GAGE ASSEMBLY		
19		PACOF	4240-00-477-6733	D5-19-4935	81361	GAGE ASSEMBLY, DIFFERENTIAL, DIAL INDICATING	EA	1
19	1	PAOZZ	4240-00-877-9874	C5-19-5081	81361	TUBING ASSEMBLY, PLASTIC	EA	2
19	2	PAOZZ	5305-00-984-4988	MS35206-228	96906	SCREW, MACHINE: NO. 6-32UNC-2A, 3/8 IN. LG	EA	6
19	3	PAOZZ	5310-00-579-0079	MS35333-37	96906	WASHER, LOCK: NO. 6 NOM SIZE	EA	6
19	4	XAOZZ		D5-19-4965	81361	COVER, ACCESS	EA	1
19	5	MOOZZ		D5-19-4935-7	81361	TUBING, PLASTIC: 0.250 IN. OD, 0.040 IN. WALL THK, 15 IN LG MFD FROM NSN 4720-00-099-5416	EA	2
19	6	XBOZZ		294PB	30327	COUPLING, QUICK CONNECT: 1/4 IN. OD	EA	4
19	7	PAOZZ	5310-00-194-1483	MS35333-44		WASHER, LOCK: 1/2 IN. NOM SIZE	EA	4
C 19	8	XBOZZ	4730-00-842-3524	269P	30327	ELBOW PIPE TO HOSE 1/4 IN. OD TUBE SIZE, 1/8 IN. NPT	EA	2
R 19	9	XBOZZ	4730-00-639-9730	3400X2	79470	ELBOW, PIPE: STREET, 1/8 IN. NPT, 90 DEG	EA	2

SECTION II. REPAIR PARTS LIST

(1) ILLUS FIG NO.	(2) ITEM NO.	(3) SMR CODE	(3) NATIONAL STOCK NUMBER (NSN)	(4) PART NUMBER	(5) FSCM	(6) DESCRIPTION  USABLE ON CODE	(7) U/M	(8) QTY INC IN UNIT
R 19	10	XBOZZ	4730-00-415-3172	120B	30327	COUPLING, PIPE: 1/8 IN. NPTF 1/8 IN. NPMT	EA	2
19	11	PAOZZ	6685-00-203-4468	2002	85274	GAGE, PRESSURE, DIAL INDICATING	EA	1
19	12	PAOZZ	6685-00-004-1033	2050	85274	GAGE, DIFFERENTIAL, DIAL INDICATING	EA	1
19	13	XAOZZ		D5-19-4966	81361	HOUSING, GAGE  SUBGROUP: 0312 ANXILARY CONTROL- INDICATOR	EA	1
20		PACFF	4240-00-028-9579	E5-19-5008	81361	CONTROL-INDICATOR: AUXILIARY	EA	1
20	1	PAOZZ	5305-00-989-7434	MS35207-263	96906	SCREW, MACHINE: NO. 10-32UNF-2A, 1/2 IN. LG	EA	6
20	2	PAOZZ	5310-00-809-8546	MS27183-8	96906	WASHER, FLAT: 0.219 IN. ID, 0.438 IN. OD, 0.049 IN. THK	EA	6
20	3	XAOZZ		C5-19-4885	81361	COVER, ACCESS	EA	1
20	5	PAOZZ	5305-00-889-2999	MS35206-217	96906	SCREW, MACHINE: NO. 4-40UNC-2A, 1/2 IN. LG	EA	10
20	6	PAOZZ	5310-00-088-0551	MS21044N04	96906	NUT, SELF-LOCKING, HEXAGON: NO. 4-40UNC-3B	EA	12
20	7	PAOZZ	5310-00-951-4679	MS27183-3	96906	WASHER, FLAT: 0.125 IN. ID, 0.250 IN. OD, 0.022 IN. THK	EA	20
20	8	PAOZZ	5935-00-615-3911	7-8648	02660	CONNECTOR, RECEPTACLE, ELECTRICAL	EA	1
C 20	9	PAOZZ	5935-00-137-4670	MS25043-22D	96906	COVER, ELECTRICAL CONNECTOR	EA	1
20	10	PAOZZ	5305-00-889-3000	MS35206-230	96906	SCREW, MACHINE: NO. 6-32UNC-2A, 1/2 IN. LG	EA	6
20	11	PAOZZ	5310-00-081-8087	MS21044N06	96906	NUT, SELF-LOCKING, HEXAGON: NO. 6-32UNC-3B	EA	6
20	12	PAOZZ	5310-00-983-8483	MS27183-5	96906	WASHER, FLAT: 0.156 IN. ID, 0.312 IN. OD, 0.035 IN. THK	EA	14
20	13	PAOZZ	5925-00-008-2452	M55629-7-031	81349	CIRCUIT BREAKER	EA	1
20	14	XBOZZ		B5-19-5055-2	81361	SHIELD, SWITCH	EA	1
20	16	PAOZZ	5305-00-855-0970	MS24629-12	96906	SCREW, TAPPING, THREAD-CUTTING: NO. 4-40, 3/8 IN. LG	EA	2
20	17	PAOZZ	5305-00-221-8620	MS25043-20D	96906	COVER, ELECTRICAL CONNECTOR	EA	1
20	19	PAOZZ	5935-00-137-4879	MS25043-28D	96906	COVER, ELECTRICAL CONNECTOR	EA	1
20	20	PAOZZ	5305-00-993-0190	MS35206-214	96906	SCREW, MACHINE: NO. 4-40UNC-2A, 5/16 IN. LG	EA	2

## SECTION II. REPAIR PARTS LIST

(1) ILLUS FIG NO.	(2) ITEM NO.	(3) SMR CODE	(3) NATIONAL STOCK NUMBER (NSN)	(4) PART NUMBER	(5) FSCM	(6) DESCRIPTION  USABLE ON CODE	(7) U/M	(8) QTY INC IN UNIT
20	22	PAOZZ	5945-00-007-7263	C5-19-4877-2	81361	RELAY, SOLID STATE	EA	1
20	23	XBOZZ		C5-19-6528	81361	CLIP, RELAY	EA	1
20	25	PAOZZ	5305-00-984-4988	MS35206-228	96906	SCREW, MACHINE: NO. 6-32UNC-2A, 3/8 IN. LG	EA	2
20	26	PAOZZ	5310-00-045-4007	MS35338-41	96906	WASHER, LOCK: NO. 6 NOM SIZE	EA	2
20	27	PAOZZ	5930-00-728-4328	MS25306-222	96906	SWITCH, TOGGLE	EA	4
20	29	PACZZ	6240-00-155-7836	MS25237-327	96906	LAMP, INCANDESCENT: 28 VOLT, 0.04 AMP, MIDGET FLANGE BASE	EA	4
20	32	PAOZZ	5930-00-069-2390	MS25306-212	96906	SWITCH, TOGGLE	EA	1
20	33	PAOZZ	5930-00-615-6731	MS25224-1	96906	GUARD, SWITCH	EA	1
20	34	PAOZZ	5930-00-617-9718	MS25224-3	96906	GUARD, SWITCH	EA	1
20	35	PAOZZ	5930-00-296-9787	C31002	81640	SWITCH, PUSH	EA	1
20	37	PAOZZ	5940-00-283-5280	MS25036-106	96906	TERMINAL, LUG: CRIMP STYLE	EA	39
						SUBGROUP: 0313 ARCTIC BLANKET AND SHELTER SYSTEM ACCESSORIES		
21	1	PCOFF	4240-00-106-7292	E5-19-6564	81361	BLANKET ASSEMBLY, ELECTRICALLY HEATED (ISSUED ONLY TO UNITS DEPLOYED IN ARCTIC AREAS)	EA	1
C 21	5	PACZZ	4030-00-972-2670	S294-1ANCHOR 45-4-795	81337	ANCHOR, GROUND	EA	12
C 21	6	PACZZ	5120-00-970-6412	MILA3962	81349	DRIVING ROD	EA	1
21	7	PACZZ	5120-00-051-8641	MILA3962	81349	HEAD, DRIVING: SIZE 4	EA	1
21	8	PACZZ	5120-00-134-4725	MILA3962	81349	HANDLE, HOLDING TOOL	EA	1
21	9	PACZZ	8340-00-823-7451	MILP501	81349	PIN, TENT: STEEL, 12 IN. LG, 5/8 IN. DIA, TYPE II	EA	19
21	10	PACZZ	4510-00-431-3303	HJ1	03966	TOILET, PORTABLE	EA	1
						GROUP: 0400 FILTER AND UTILITIES UNIT		
						SUBGROUP: 0401 TRAILER RACKS, COVERS, AND TOOL POUCHES		
22		PACFF	4240-00-152-1305	E5-19-5000	81361	FILTER AND UTILITIES UNIT, C-B SHELTER SYSTEM, TRAILER-MOUNTED: M68	EA	1

## SECTION II. REPAIR PARTS LIST

(1) ILLUS FIG NO.	(2) ITEM NO.	(3) SMR CODE	(3) NATIONAL STOCK NUMBER (NSN)	(4) PART NUMBER	(5) FSCM	(6) DESCRIPTION  USABLE ON CODE	(7) U/M	(8) QTY INC IN UNIT
22	1	PAOZZ	5305-00-068-0502	MS90725-6	96906	SCREW, CAP, HEXAGON HEAD: 1/4-20UNC-2A, 3/4 IN. LG	EA	9
22	2	PAOZZ	5310-00-809-4058	MS27183-10	96906	WASHER, FLAT: 0.281 IN. ID, 0.625 IN. 0.065 IN THK	EA	13
22	3	XBOZZ		D5-19-4933	81361	RAIL, SUPPORT, RIGHT	EA	1
22	4	PAOZZ	5305-00-269-3217	MS90725-67	96906	SCREW, CAP, HEXAGON HEAD: 3/8-16UNC-2A, 2-1/4 IN. LG	EA	1
22	5	PAOZZ	5310-00-087-4652	MS51922-17	96906	NUT, SELF-LOCKING, HEXAGON 3/8-16UNC-2B	EA	1
22	6	PAOZZ	4240-00-497-5221	C5-19-5062-20	81361	BRACKET ASSEMBLY	EA	1
C 22	7	MOOZZ		C5-19-5062-1	81361	PAD, RUBBER: MFD FROM NSN 9320-00-781-1908	EA	1
22	8	PAOZZ	5340-00-115-6851	CL6ABPK5	99862	PIN, QUICK RELEASE	EA	1
R 22	9	PAOZZ	5320-00-865-8994	SD44BS	61957	RIVET, BLIND: 1/8 IN. DIA, 1/4 IN. GRIP LG	EA	1
22	10	PAOZZ	5310-00-983-8483	MS27183-5	96906	WASHER, FLAT: 0.156 IN ID, 0.312 IN. OD, 0.035 IN THK	EA	1
C 22	11	MOOZZ		D5-19-4933-20	81361	CHAIN, WELDLESS: 5-1/2 IN. LG MFD FROM NSN 4010-00-781-3129	EA	1
22	12	PAOZZ	5305-00-989-7434	MS35207-263	96906	SCREW, MACHINE: NO. 10-32UNF-2A, 1/2 IN. LG	EA	16
22	13	PAOZZ	5310-00-576-5752	MS35333-39	96906	WASHER, LOCK: NO. 10 NOM SIZE	EA	16
22	14	XBOZZ		D5-19-4803	81361	SECTION, RAIL REMOVABLE	EA	1
22	15	XBOZZ		C5-19-4799	81361	POST, RIGID	EA	1
22	16	PAOZZ	5305-00-087-0259	MS9122-05	96906	SCREW, MACHINE: NO. 10-32INF-3A, 5/8 IN. LG	EA	8
22	17	PAOZZ	5310-00-857-4945	MS21045L3	96906	NUT, SELF-LOCKING, HEXAGON NO. 10-32UNF-3B	EA	8
22	18	PAOZZ	5310-00-809-8546	MS27183-8	96906	WASHER, FLAT: 0.219 IN. ID, 0.438 IN. OD, 0.049 IN THK	EA	9
22	19	XBOZZ		D5-19-5023	81361	DOOR, ACCESS: CONTROL PANEL	EA	1
22	20	PAOZZ	5320-00-242-1588	MS20470DD4-4	96906	RIVET, SOLID: 1/8 IN. DIA, 1/4 IN. LG	EA	2
22	21	PAOZZ	5340-00-680-4375	3	82240	CATCH, CLAMPING: SPRING-LOADED	EA	5
22	22	PAOZZ	5320-00-062-0657	MS20600MP4W4	96906	RIVET, BLIND: 1/8 IN. DIA, 0.188 IN. TO 0.250 IN. GRIP LG	EA	2



## SECTION II. REPAIR PARTS LIST

(1) ILLUS FIG NO.	(2) ITEM NO.	(3) SMR CODE	(3) NATIONAL STOCK NUMBER (NSN)	(4) PART NUMBER	(5) FSCM	(6) DESCRIPTION  USABLE ON CODE	(7) U/M	(8) QTY INC IN UNIT
22	23	PAOZZ	5305-00-724-7223	MS90728-165	96906	SCREW, CAP, HEXAGON HEAD: 5/8-11UNC-2A, 2-1/4 IN. LG	EA	1
22	24	PAOZZ	5310-00-763-8920	MS51967-20	96906	NUT, PLAIN, HEXAGON: 5/8-11UNC-2B	EA	1
22	25	PAOZZ	5310-00-820-6653	MS35338-50	96906	WASHER, LOCK: 5/8 IN. NOM SIZE	EA	1
22	26	PAOZZ	5305-00-988-9265	MS35206-286	96906	SCREW, MACHINE: 1/4-20UNC-2A, 1-3/4 IN. LG	EA	1
22	27	PAOZZ	5310-00-761-6882	MS51967-2	96906	NUT, PLAIN, HEXAGON: 1/4-20UNC-2B	EA	1
22	28	XBOZZ		B5-19-6577	81361	LIFTING RING	EA	1
22	29	XBOZZ		B5-19-6578	81361	CLAMP	EA	1
22	30	XBOZZ		D5-19-5027	81361	COVER, DUST, ECU INLET	EA	1
22	31	PAOZZ	5320-00-117-6828	MS20470AD4-6	96906	RIVET, SOLID: 1/8 IN. DIA, 3/8 IN. LG	EA	10
22	32	XBOZZ		6179-2A	91506	CLIP, SPRING	EA	1
22	33	MOOZZ		C5-19-4952	81361	CORD ASSEMBLY, RETAINING: MFD FROM NSN 4020-00-201-5632	EA	2
22	34	MOOZZ		C5-19-4952-3	81361	COLLAR: MFD FROM NSN 4710-00- 277-5529	EA	4
22	35	PAOZZ	5306-00-225-9088	MS90726-33	96906	BOLT, MACHINE: 5/16-24UNF-2A, 7/8 IN. LG	EA	8
22	36	PAOZZ	5310-00-088-0553	MS21044N5	96906	NUT, SELF-LOCKING, HEXAGON: 5/16-24UNF-3B	EA	5
22	37	PAOZZ	5310-00-081-4219	MS27183-12	96906	WASHER, FLAT: 0.344 IN. ID, 0.688 IN. ID, 0.065 IN. THK	EA	8
22	38	XBOZZ		D5-19-6580	81361	SUPPORT ASSEMBLY	EA	1
22	39	XBOZZ		C5-19-6576	81361	SCREEN	EA	1
22	40	PAOZZ	5305-00-855-0958	MS24629-45	96906	SCREW, TAPPING, THREAD CUTTING: NO. 10-24, 3/8 IN. LG	EA	1
22	41	PAOZZ	4240-00-878-1986	C5-19-6583	81361	COVER ASSEMBLY	EA	1
22	42	PAOZZ	5305-00-889-2999	MS35206-217	96906	SCREW, MACHINE: NO. 4-40UNC-2A, 1/2 IN. LG	EA	4
22	43	PAOZZ	5310-00-857-5558	MS21045L04	96906	NUT, SELF-LOCKING, HEXAGON: NO. 4-40UNC-3B	EA	4
22	44	PAOZZ	5310-00-951-4679	MS27183-3	96906	WASHER, FLAT: 0.125 IN. ID, 0.250 IN. OD, 0.022 IN. THK	EA	4
22	45	PAOZZ	5935-00-137-4671	MS25043-16D	96906	COVER, ELECTRICAL CONNECTOR	EA	1

## SECTION II. REPAIR PARTS LIST

(1) ILLUS FIG NO.	(2) ITEM NO.	(3) SMR CODE	(3) NATIONAL STOCK NUMBER (NSN)	(4) PART NUMBER	(5) FSCM	(6) DESCRIPTION  USABLE ON CODE	(7) U/M	(8) QTY INC IN UNIT
23	1	PAOZZ	5305-00-068-0502	MS90725-6	96906	SCREW, CAP, HEXAGON HEAD: 1/4-20UNC-2A, 3/4 IN. LG	EA	9
23	2	PAOZZ	5310-00-809-4058	MS27183-10	96906	WASHER, FLAT: 0.281 IN. ID, 0.625 IN. OD, 0.065 IN. THK	EA	9
23	3	PAOZZ	5305-00-855-0958	MS24629-45	96906	SCREW, TAPPING, THREAD-CUTTING: NO. 10-24, 3/8 IN. LG	EA	2
23	4	XBOZZ		D5-19-4804	81361	RAIL, SUPPORT, LEFT	EA	1
23	5	PAOZZ	5305-00-269-3217	MS90725-67	96906	SCREW, CAP, HEXAGON HEAD: 3/8-16UNC-2A, 2-1/4 IN. LG	EA	1
23	6	PAOZZ	5310-00-087-4652	MS51922-17	96906	NUT, SELF-LOCKING, HEXAGON: 3/8-16UNC-2B	EA	1
23	7	PAOZZ	4240-00-497-5226	C5-19-5062-10	81361	BRACKET ASSEMBLY	EA	1
23	8	MOOZZ		C5-19-5062-1	81361	PAD, RUBBER: MFD FROM NSN 9320-00-781-1908	EA	1
23	9	PAOZZ	5340-00-115-6851	CL6ABPK5	99862	PIN, QUICK RELEASE	EA	1
R 23	10	PAOZZ	5320-00-865-8994	SD44BS	61957	RIVET, BLIND: 1/8 IN. DIA, 1/4 IN. GRIP LG	EA	1
23	11	PAOZZ	5310-00-983-8483	MS27183-5	96906	WASHER, FLAT: 0.156 IN. ID, 0.312 IN. OD, 0.035 IN. THK	EA	1
23	12	MOOZZ		D5-19-4804-17	81361	CHAIN, WELDLESS: 5-1/2 IN. LG MFD FROM NSN 4010-00-781-3129	EA	1
23	13	PAOZZ	5305-00-989-7434	MS35207-263	96906	SCREW, MACHINE: NO. 10-32UNF-2A, 1/2 IN. LG	EA	20
23	14	PAOZZ	5310-00-809-8546	MS27183-8	96906	WASHER, FLAT: 0.219 IN. ID, 0.438 IN. OD, 0.049 IN. THK	EA	4
23	15	PAOZZ	5310-00-576-5752	MS35333-39	96906	WASHER, LOCK: NO. 10 NOM SIZE	EA	16
23	16	PAOZZ	5310-00-857-4945	MS21045L3	96906	NUT, SELF-LOCKING, HEXAGON: NO. 10-32UNF-3B	EA	2
23	17	PAOZZ	3040-00-213-9924	TC239A	92430	CONNECTING LINK, RIGID	EA	2
23	18	PAOZZ	4520-00-153-4731	TC238	90598	POUCH, TOOL	EA	2
23	19	XBOZZ		D5-19-4803	81361	SECTION, RAIL., REMOVABLE	EA	1
23	20	XBOZZ		C5-19-4799	81361	POST, RIGID	EA	1

SECTION II. REPAIR PARTS LIST

(1) ILLUS FIG NO.	(2) ITEM NO.	(3) SMR CODE	(3) NATIONAL STOCK NUMBER (NSN)	(4) PART NUMBER	(5) FSCM	(6) DESCRIPTION  USABLE ON CODE  SUBGROUP: 0403 ACCESS COVERS AND POWER SUPPLY	(7) U/M	(8) QTY INC IN UNIT	
N 24	2	PAOZZ	5310-00-809-8546	MS27183-8	96906	WASHER, FLAT: 0.219 IN. ID, 0.438 IN. OD, 0.049 IN. THK	EA	32	
N 24	6	PAOZZ	5310-00-809-4058	MS27183-10	96906	WASHER, FLAT: 0.281 IN. ID, 0.625 IN. OD, 0.065 IN. THK	EA	8	
R 24	10	PAOZZ	5305-00-087-0259	MS9122-05	96906	SCREW, MACHINE: NO. 10-32UNF-3A. 5/8 IN. LG	EA	24	
	24	11	PAOZZ	5310-00-267-9657	Y1076-3-4	08484	WASHER, FLAT: NYLON, 0.200 IN. ID, 0.437 IN. OD, 0.062 IN. THK	EA	32
	24	12	XBOZZ		D5-19-5137	81361	COVER, ACCESS: ECU FILTER	EA	1
	24	13	MOOZZ		D5-19-5137-4	81361	GASKET: MFD FROM NSN 9320-00-092- 5019	EA	1
	24	14	XBOZZ		D5-19-4953	81361	PANEL, ACCESS, HEATER	EA	1
	24	15	MOOZZ		D5-19-4953-2	81361	GASKET: MFD FROM NSN 9320-00-092- 5019	EA	1
	24	16	XBOZZ		D5-19-5048	81361	COVER, ACCESS: REFRIGERANT	EA	1
	24	17	MOOZZ		D5-19-5048-2	81361	GASKET: MFD FROM NSN 9320-00-092- 5019	EA	1
	24	18	XBOZZ		D5-19-5049	81361	COVER, ACCESS: MAIN CONTROL- INDICATOR	EA	1
	24	19	MOOZZ		D5-19-5049-2	81361	GASKET: MFD FROM NSN 9320-00-092- 5019	EA	1
	24	20	PAOZZ	5305-00-958-5249	MS35190-297	96906	SCREW, MACHINE: 1/4-20UNC-2A, 2- 1/2 IN. LG	EA	4
	24	21	PAOZZ	5310-00-088-1251	MS51922-1	96906	NUT, SELF-LOCKING, HEXAGON: 1/4- 20UNC-2B	EA	4
	24	22	XBOZZ		C5-19-5175	81361	SUPPORT, SHELTER SLIDE	EA	1
	24	23	XBOZZ		294PB	30327	COUPLING, QUICK CONNECT: 1/4 IN. OD  SUBGROUP: 0404 BATTERY, FIRE EX- TINGUISHER, DECONTAMI- NATING APPARATUS, AND TRAILER RECEPTACLE	EA	3
	25	1	PAOZZ	5320-00-062-0099	MS20613-3P6	96906	RIVET, SOLID: 3/32 IN. DIA, 3/8 IN. LG	EA	4
	25	2	XBOZZ		C5-19-6585	81361	PLATE, IDENTIFICATION	EA	1

## SECTION II. REPAIR PARTS LIST

(1) ILLUS FIG NO.	(2) ITEM NO.	(3) SMR CODE	(3) NATIONAL STOCK NUMBER (NSN)	(4) PART NUMBER	(5) FSCM	(6) DESCRIPTION  USABLE ON CODE	(7) U/M	(8) QTY INC IN UNIT
25	3	PAOZZ	5305-00-267-8974	MS90726-8	96906	SCREW, CAP, HEXAGON HEAD: 1/4-28UNF-2A, 1 IN. LG	EA	4
25	4	PAOZZ	5310-00-959-7600	MS51922-5	96906	NUT, SELF-LOCKING, HEXAGON: 1/4-28UNF-2B	EA	4
25	5	PAOZZ	5310-00-809-4058	MS27183-10	96906	WASHER, FLAT: 0.281 IN. ID, 0.625 IN. OD, 0.065 IN. THK	EA	4
25	6	PAOZZ	5935-00-295-6403	MS75058-1	96906	CONNECTOR, RECEPTACLE, ELECTRICAL	EA	1
25	7	PAOZZ	5305-00-857-5867	MS9122-03	96906	SCREW, MACHINE: NO. 10-32UNF-3A, 1/2 IN. LG	EA	2
C 25	8	PAOZZ	5310-00-857-4945	MS21045L3	96906	NUT, SELF-LOCKING, HEXAGON: NO. 10-32UNF-3B	EA	11
C 25	9	PAOZZ	5310-00-809-8546	MS27183-8	96906	WAHSER, FLAT: 0.219 IN. ID, 0.438 IN. OD, 0.049 IN. THK	EA	11
25	10	PAOZZ	4210-00-889-2221	0E915	81348	EXTINGUISHER, FIRE, DRY CHEMICAL: 2-1/2 LB, TYPE III, CLASS 2	EA	1
N 25	10.1	PAOZZ	5305-00-989-7434	MS35207-263	96906	SCREW, MACHINE: NO. 10-32UNF-2A, 1/2 IN. LG	EA	3
N 25	10.2	PAOFF	4230-00-720-1618	D5-51-269	81361	DECONTAMINATING APPARATUS, PORTABLE: ABC-M11, DS-2, 1-1/2 QT	EA	1
25	11	PAOOF	6140-00-059-3528	MS75047-1	96906	BATTERY, STORAGE: LEAD-ACID, 24 VOLT	EA	1
C 25	12	PAOZZ	4240-00-449-4147	D5-19-4932	81361	COVER, BATTERY BOX	EA	1
25	13	PAOZZ	5305-00-989-7435	MS35207-264	96906	SCREW, MACHINE: NO. 10-32UNF-2A, 5/8 IN. LG	EA	6
25	14	XBOZZ		D5-19-5162	81361	BAFFLE, HINGED	EA	1
25	15	PAOZZ	5305-00-769-5639	MS51975-3	96906	SCREW, SHOULDER: NO. 10-24UNC-3A, 5/8 IN. SHOULDER LG	EA	2
25	16	PAOZZ	5310-00-934-9758	MS35649-202	96906	NUT, PLAIN, HEXAGON: NO. 10-24UC-2B	EA	2
25	17	PAOZZ	5310-00-045-3296	MS35338-43	96906	WASHER, LOCK: NO. 10 NOM SIZE	EA	2
25	18	XBOZZ		B5-19-5170	81361	TUBE, RETAINING, GROUD ANCHOR	EA	2
						SUBGROUP: 0405 STRAP ASSEMBLIES		
26	1	PAOZZ	5305-00-082-6984	MS9123-04	96906	SCREW, MACHINE: 1/4-28UNF-3A, 5/8 IN. LG	EA	11

## SECTION II. REPAIR PARTS LIST

(1) ILLUS FIG NO.	(2) ITEM NO.	(3) SMR CODE	(3) NATIONAL STOCK NUMBER (NSN)	(4) PART NUMBER	(5) FSCM	(6) DESCRIPTION  USABLE ON CODE	(7) U/M	(8) QTY INC IN UNIT
26	2	PAOZZ	5310-00-959-7600	MS51922-5	96906	NUT, SELF-LOCKING, HEXAGON: 1/4-28UNF-2B	EA	12
26	3	PAOZZ	5310-00-809-4058	MS27183-10	96906	WASHER, FLAT: 0.281 IN. ID, 0.625 IN. OD, 0.065 IN. THK	EA	11
C 26	4	PAOZZ	4240-00-003-5206	E5-19-5205-60	81361	STRAP, WEBBING: TIE DOWN	EA	4
26	5	XBOZZ	5306-00-006-7458	B5-19-6544-4	81361	U-BOLT: 3/8-24UNF-2A THD	EA	1
26	6	PAOZZ	5310-00-982-4908	MS21045-6	96906	NUT, SELF-LOCKING, HEXAGON: 3/8-24UNF-2B	EA	10
26	7	XBOZZ		B5-19-6544-1	81361	U-BOLT: 3/8-24UNF-2A THD	EA	2
26	8	PAOZZ	4240-00-003-5204	E5-19-5205-50	81361	STRAP, WEBBING, TIE DOWN	EA	1
26	9	PAOZZ	4240-00-003-5202	E5-19-5205-10	81361	STRAP, WEBBING: TIE DOWN	EA	1
26	10	PAOZZ	4240-00-008-1676	E5-19-5205-20	81361	STRAP, WEBBING: TIE DOWN	EA	2
26	11	XBOZZ		B5-19-6544-3	81361	U-BOLT: 3/8-24UNF-2A THD	EA	1
26	12	XBOZZ		B5-19-6544-2	81361	U-BOLT: 3/8-24UNF-2A THD	EA	1
26	13	PAOZZ	4240-00-003-5203	E5-19-5205-30	81361	STRAP, WEBBING: TIE DOWN	EA	1
26	14	PAOZZ	5305-00-267-8974	MS90726-8	96906	SCREW, CAP, HEXAGON HEAD: 1/4-28UNF-2A, 1 IN. LG	EA	2
26	15	PAOZZ	4240-00-003-5207	E5-19-5205-80	81361	STRAP, WEBBING: TIE DOWN	EA	1
26	16	PAOZZ	5306-00-853-4515	CLOSB	99862	BOLT, EYE	EA	2
26	17	PAOZZ	5310-00-984-3806	MS51922-9	96906	NUT, SELF-LOCKING, HEXAGON: 5/16-18UNC-2B	EA	2
26	18	PAOZZ	5310-00-081-4219	MS27183-12	96906	WASHER, FLAT: 0.344 IN. ID, 0.688 IN. OD, 0.065 IN, THK  SUBGROUP: 0406 MAIN CONTROL-INDICATOR	EA	2
27	-	PAOFF	4240-00-777-3431	E5-19-4796	81361	CONTROL-INDICATOR: MAIN	EA	1
N 27	1	PAOZZ	5305-00-995-3440	MS35207-270	96906	SCREW, MACHINE: NO. 10-32UNF-2A, 1-3/4 IN. LG	EA	4

## SECTION II. REPAIR PARTS LIST

(1) ILLUS FIG NO.	(2) ITEM NO.	(3) SMR CODE	(3) NATIONAL STOCK NUMBER (NSN)	(4) PART NUMBER	(5) FSCM	(6) DESCRIPTION  USABLE ON CODE	(7) U/M	(8) QTY INC IN UNIT
C 27	2	PAOZZ	5310-00-809-8546	MS27183-8	96906	WASHER, FLAT: 0.219 IN. ID, 0.438 IN. OD, 0.049 IN, THK	EA	12
27	3	PAOZZ	5305-00-087-0259	MS9122-05	96906	SCREW, MACHINE: NO. 10-UNF-3A, 5/8 IN. LG	EA	8
27	19	PACZZ	6240-00-223-9100	T3-1-4	24446	LAMP GLOW	EA	1
27	24	PACZZ	5920-00-007-9276	KAW25	71400	FUSE, CARTRIDGE: 26 VOLT, DC  SUBGROUP: 0407 FUEL LINES AND PUMP	EA	1
28	15	PAOZZ	4730-00-231-5632	MS39162-3	96906	ELBOW, PIPE TO TUBE: 1/4 IN. OD TUBE SIZE, 1/8 IN. NPT, 90 DEG, BRASS	EA	3
R 28	23	XBOZZ	2910-01-063-3144	479130	72850	COVER, FUEL PUMP	EA	1
28	24	PAOZZ	5330-00-763-9322	479136	72850	GASKET: FUEL PUMP	EA	1
28	25	PAOZZ	2910-00-483-5176	479012	72850	PLUG, MAGNETIC: FUEL PUMP	EA	1
C 28	26	PAOZZ	2910-00-893-6402	479729	72850	STRAINER ELEMENT, SEDIMENT  SUBGROUP: 0409 ELECTRICAL WIRING	EA	1
N 29	1	PAOZZ	5305-00-989-7434	MS35207-263	96906	SCREW MACHINE: NO. 10-32, 1/2 IN. LG	EA	8
N 29	2	PAOZZ	5310-00-857-4945	MS21045L3	96906	NUT, SELF-LOCKING, HEXAGON: NO. 10-32UNF-3B	EA	12
N 29	3	PAOZZ	5310-00-809-8546	MS27183-8	96906	WASHER, FLAT: 0.219 IN. ID, 0.438 IN. OD, 0.049 IN THK	EA	14
N 29	4	PAOZZ	5305-00-087-0259	MS9122-05	96906	SCREW, MACHINE: NO. 10-32	EA	3
N 29	5	PAOZZ	5340-00-929-3506	MS21322	96906	CLAMP, LOOP: 5/8 IN. NOM DIA, CUSHIONED	EA	5
29	32	PACFF	4240-00-688-9724	C5-19-5089	81361	CABLE ASSEMBLY, POWER, ELECTRICAL	EA	1
C 29	34	PAOZZ	5935-00-491-7072	MS25042-28D	96906	COVER, ELECTRICAL CONNECTOR  SUBGROUP: 0410 GAS-PARTICULATE FILTER ASSEMBLY	EA	1
30	1	PAOZZ	4730-00-908-6292	MS35842-14	96906	CLAMP, HOSE: 2-9/16 IN. TO 3-1/2 IN. DIA RANGE	EA	4
C 30	2	PAOZZ	4720-00-163-0220	CPT1071-5	51011	HOSE, AIR DUCT	EA	1
C 30	3	PAOZZ	4720-00-169-4811	CPT1071-3	51011	HOSE, AIR DUCT	EA	1
30	4	PAOZZ	4730-00-908-6294	MS35842-16	96906	CLAMP, HOSE: 4-1/8 IN. TO 7 IN. DIA RANGE	EA	2
C 30	5	PAOZZ	4720-00-163-0219	CPT1071-2	51011	HOSE, AIR DUCT	EA	1
30	6	PAOZA	4240-00-802-5170	D5-19-1221	81361	FILTER, GAS: M23	EA	1

SECTION II. REPAIR PARTS LIST

(1) ILLUS FIG NO.	(2) ITEM NO.	(3) SMR CODE	(3) NATIONAL STOCK NUMBER (NSN)	(4) PART NUMBER	(5) FSCM	(6) DESCRIPTION  USABLE ON CODE	(7) U/M	(8) QTY INC IN UNIT
30	7	PAOZA	4240-00-802-5169	C5-19-1226	81361	FILTER, PARTICULATE: M24	EA	1
30	8	PAOZZ	5305-00-082-6984	MS9123-04	96906	SCREW MACHINE: 1/4-28UNF-3A, 5/8 IN. LG	EA	12
30	9	PAOZZ	5310-00-809-4058	MS27183-10	96906	WASHER, FLAT: 0.281 IN. ID, 0.625 IN. OD, 0.065 IN. THK	EA	16
30	11	PAOZZ	5305-00-071-2234	MS90725-17	96906	SCREW, CAP, HEXAGON HEAD: 1/4- 20UNC-2A, 2-3/4 IN. LG	EA	2
30	12	PAOZZ	5310-00-088-1251	MS51922-1	96906	NUT, SELF-LOCKING, HEXAGON: 1/4- 20UNC-2B	EA	2
30	13	XBOZZ		E5-19-4870	81361	ENCLOSURE, UPPER	EA	1
30	14	PAOZZ	5305-00-984-7363	MS35191-272	96906	SCREW, MACHINE: NO. 10-32UNF-2A, 1/2 IN. LG	EA	14
30	15	PAOZZ	5310-00-877-5797	MS21044N3	96906	NUT, SELF-LOCKING, HEXAGON: NO. 10-32UNF-3B	EA	28
C 30	16	PAOZZ	5340-00-056-2523	LINKLOCK NO.2	82240	CATCH, CLAMPING	EA	4
30	17	PAOZZ	5305-00-989-7435	MS35207-264	96906	SCREW, MACHINE: NO. 10-32UNF-2A, 5/8 IN. LG	EA	14
30	18	PAOZZ	5310-00-809-8546	MS27183-8	96906	WASHER, FLAT: 0.219 IN, ID, 0.438 IN, OD, 0.049 IN. THK	EA	14
30	20	XBOZZ		294PB	30327	COUPLING, QUICK CONNECT: 1/4 IN. OD  SUBGROUP: 0411 AIR DUCTS, VALVING, AND RELATED COMPONENTS	EA	2
31	7	PAOZZ	4730-00-908-6292	MS35842-14	96906	CLAMP, HOSE: 2-9/16 IN. TO 3-1/2 IN. DIA RANGE	EA	1
31	8	XAOZZ		C5-19-6537	81361	SLEEVE	EA	1
31	9	PAOZZ	5340-00-409-6837	MLV91003	98625	COUPLING, CLAMPK GROOVED	EA	1
31	14	XBOZZ		294PB	30327	COUPLING, QUICK CONNECT: 1/4 IN. OD	EA	1
31	15	PAOZZ	5310-00-809-5998	MS27183-18	96906	WASHER, FLAT: 0.531 IN. ID, 1.062 IN. OD, 0.095 IN. THK	EA	1
31	15.1	PAOZZ	5310-00-429-7997	A171DA35	30760	WASHERK, FLAT: RUBBER, SYNTHETIC, 65 TO 75 DUROMETER, 1/2 IN. ID, 3/4 IN. OD, 1/8 IN. THK  SUBGROUP: 0412 FUEL SYSTEM AND RELATED PARTS	EA	1
C 32	28	PAOZZ	5305-00-855-0957	MS24629-46	96906	SCREW, TAPPING NO. 10-24, 1/2 IN. LG	EA	4

## SECTION II. REPAIR PARTS LIST

(1) ILLUS FIG NO.	(2) ITEM NO.	(3) SMR CODE	(3) NATIONAL STOCK NUMBER (NSN)	(4) PART NUMBER	(5) FSCM	(6) DESCRIPTION  USABLE ON CODE	(7) U/M	(8) QTY INC IN UNIT
C 32	29	XBOZZ		C5-19-6781	81361	SHIELDK, VENT TUBE	EA	1
C 32	31	PACZZ	4730-00-080-3244	4779	92023	STRAINER ELEMENT, SEDIMENT	EA	1
C 32	32	PACZZ	2910-00-031-7563	C5-19-6529	81361	CAP, FILLER OPENING	EA	1
	33	AFOFF		C5-19-6785	81361	CABLE, ASSEMBLY, POWER, ELECTRICAL	EA	1
N 33	2	PAOZZ	5935-00-270-1221	MS3106F12S3S	96906	CONNECTOR, PLUG, ELECTRICAL	EA	1
	33	PAOZZ	5305-00-855-0958	MS24629-45	96906	SCREW, TAPPING, THREAD CUTTING: NO. 10-24K, 3/8 IN. LG	EA	3
	33	XBOZZ		D5-19-6782	81361	SHIELD, GAGE AND SWITCH ASSEMBLY	EA	1
	33	MOOZZ		B5-19-6581	81361	PAD: MFD FROM NSN 9320-00-262-2274	EA	1
	33	PAOZZ	5310-00-081-8087	MS21044N06	96906	NUT, SELF-LOCKING, HEXAGON: NO. 6-32	EA	4
	33	PAOZZ	5310-00-983-8483	MS27183-5	96906	WASHER, FLAT: 0.156 IN. ID, 0.312 IN. OD, 0.035 IN, THK	EA	4
	33	PAOZZ	5305-00-889-3000	MS35206-230	96906	SCREW, MACHINE: NO. 6-32, 1/2 IN. LG	EA	4
	33	XBOZZ		C5-19-6783	81361	ENCLOSURE, FUEL GAGE AND SWITCH	EA	1
	33	PAOZZ	5930-00-501-1749	MS25089-3C	96906	SWITCH, PUSH	EA	1
	33	PAOZZ	5310-00-934-9747	MS35649-262	96906	NUT, PLAINK, HEXAGON: NO. 6-32	EA	2
	33	PAOZZ	5310-00-579-0079	MS35333-37	96906	WASHER, LOCK: NO.6 NOM SIZE	EA	2
	33	PAOZZ	6680-00-221-1037	6432691	70040	INDICATOR, LIQUID QUANTITY	EA	1
	33	PAOZZ	5310-00-857-5558	MS21045L04	96906	NUT, SELF-LOCKING, HEXAGON: NO. 4- 40	EA	4
	33	PAOZZ	5310-00-951-4679	MS27183-3	96906	WASHER, FLAT: 0.125 IN. ID, 0.250 IN. OD, 0.022 IN. THK	EA	4
	33	PAOZZ	5305-00-889-2999	MS35206-217	96906	SCREW, MACHINE: NO. 4-40 1/2 IN. LG	EA	4
	33	PAOZZ	5935-00-801-6615	MS3102R12S3P	96906	CONNECTOR, RECEPTACLE, ELECTRICAL	EA	1
	33	XAOZZ		C5-19-6582	81361	SHIELD  SUBGROUP: 0413 SPACE HEATER AND MOUNTING HARDWARE	EA	1
33A	1	XBOZZ		G704998	78385	GUARD ASSEMBLY	EA	1
33A	6	PAOFF	5930-00-345-5455	G704025	78385	SWITCH ASSEMBLY, FLAME DETECTOR	EA	1



## SECTION II. REPAIR PARTS LIST

(1) ILLUS FIG NO.	(2) ITEM NO.	(3) SMR CODE	(3) NATIONAL STOCK NUMBER (NSN)	(4) PART NUMBER	(5) FSCM	(6) DESCRIPTION  USABLE ON CODE	(7) U/M	(8) QTY INC IN UNIT
33A	7	PAOZZ	5305-00-456-2582	170677	78385	SCREW: NO. 6-32, 1/4 IN. LG	EA	5
33A	8	PAOZZ	2540-00-216-5722	704225	78385	ROD, NONEXPANSIVE: 4.109 IN. LG 0.049 IN. OD	EA	1
33A	9	PAOZZ	5310-00-333-7341	487283	57733	NUT, PLAIN, HEXAGON: NO. 32	EA	1
C 33A	10	PAOZZ	4520-00-319-5933	G488952	78385	IGNITER ASSEMBLY, HEATER	EA	1
33A	16	PAOZZ	2590-00-628-1246	G700117	78385	WIRING HARNESS	EA	1
						SUBGROUP: 0415 AIR RECIRCULATION GAS AND PARTICULATE FILTERS		
34	1	PAOZA	4240-00-152-1545	E5-19-5211- 10	81361	FILTER, GAS	EA	1
34	2	PAOZA	4240-00-152-1543	C5-19-5209- 10	81361	FILTER, PARTICULATE	EA	1
						SUBGROUP: 0416 EVAPORATOR VANEAXIAL FAN		
35	1	PAOZZ	5306-00-225-9088	MS90726-33	96906	BOLT, MACHINE: 5/16-24UNF-2A, 7/8 IN. LG	EA	8
35	2	PAOZZ	5310-00-081-4219	MS27183-12	96906	WASHER, FLAT: 0.344 IN. ID, 0.688 IN. OD, 0.065 IN. THK	EA	8
35	3	PAOZZ	5305-00-068-0500	MS90725-3	96906	SCREW, CAP, HEXAGON HEAD: 1/4- 20UNC-2A, 1/2 IN. LG	EA	4
35	4	PAOZZ	5310-00-809-4058	MS27183-10	96906	WASHER, FLAT: 0.281 IN. ID, 0.625 IN. OD, 0.065 IN. THK	EA	4
35	5	XBOZZ		D5-19-5001	81361	BRACKET, MOUNTING, FAN	EA	1
35	6	MOOZZ		C5-19-5084	81361	GASKET: MFD FROM NSN 9320-00-092- 5019	EA	1
35	7	AFOFF		C5-19-5043	81361	FAN, VANEAXIAL: EVAPORATOR, MODIFIED	EA	1
						SUBGROUP: 0419 ENGINE COMPONENTS, ENGINE, AND PALLET		
36	1	PAOZZ	5305-00-082-6984	MS9123-04	96906	SCREW, MACHINE: 1/4-28UNF-3A, 5/8 IN. LG	EA	2
36	2	PAOZZ	5310-00-959-7600	MS51922-5	96906	NUT, SELF-LOCKING, HEXAGON: 1/4- 28UNF-2B	EA	3

## SECTION II. REPAIR PARTS LIST

(1) ILLUS FIG NO.	(2) ITEM NO.	(3) SMR CODE	(3) NATIONAL STOCK NUMBER (NSN)	(4) PART NUMBER	(5) FSCM	(6) DESCRIPTION  USABLE ON CODE	(7) U/M	(8) QTY INC IN UNIT
36	3	PAOZZ	5310-00-809-4058	MS27183-10	96906	WASHER, FLAT: 0.281 IN. ID, 0.625 IN, OD, 0.065 IN. THK	EA	2
36	4	XBOZZ		C5-19-4981	81361	BRACKET, MOUNTING, HOSE	EA	1
36	5	PAOZZ	4730-00-909-8627	MS35842-13	96906	CLAMP, HOSE: 1-13/16 IN. TO 2-3/4 IN. DIA RANGE	EA	2
36	6	PAOZZ	4720-00-169-4789	CPT1071-1	51011	HOSE, AIR DUCT	EA	1

SECTION II. REPAIR PARTS LIST

(1) ILLUS FIG NO.	(2) ITEM NO.	(3) SMR CODE	(3) NATIONAL STOCK NUMBER (NSN)	(4) PART NUMBER	(5) FSCM	(6) DESCRIPTION  USABLE ON CODE	(7) U/M	(8) QTY INC IN UNIT
37	1	PAOZZ	5305-00-990-6444	MS35207-261	96906	SCREW, MACHINE: NO. 10-32UNF-2A, 3/8 IN. LG	EA	1
37	2	XBOZZ		B5-19-4829	81361	COLLAR, CLAMPING, CABLE	EA	1
37	3	PAOZZ	5305-00-993-1849	MS35207-259	96906	SCREW, MACHINE: NO. 10-32UNF-2A, 1/4 IN. LG	EA	2
37	4	PAOZZ	5310-00-045-3296	MS35338-43	96906	WASHER, LOCK: NO. 10 NOM SIZE	EA	2
37	5	XBOZZ		B5-19-4838	81361	BRACKETK, THROTTLE	EA	1
37	10	XBOZZ		720FS0-1-2	30327	ADAPTER: STEEL, 3/4-16UNF, 1/2 IN. NPTF	EA	1
C 37	11	PAOZZ	4730-00-765-9090	116B1-2	30327	ELBOW, PIPE: STREET, 1/2 IN. NPT, BRASS	EA	1
37	12	XBOZZ		WWP521	81348	NIPPLE, PIPE: 1/2 IN. NPT, 6 IN. LG	EA	1
C 37	13	PAOZZ	4730-00-237-3529	MS39233-4	96906	COUPLING, PIPE: 1/2 IN. NPT	EA	1
37	14	PAOZZ	4730-00-011-3176	109B1-2	30327	PLUG, PIPE: 1/2 IN. NPTM, BRASS	EA	1
38	12	PCOZZ	3030-00-967-8763	MS39277-025	96906	BELT, V	EA	1
C 38	13	PCOZZ	3030-00-240-9258	300H100	71176	BELT, POSITIVE DRIVE	EA	1
38	14	PCOZZ	3030-00-071-8018	MS39277-053	96906	BELT V	EA	2
						SUBGROUP: 0420 REFRIGERANT COMPRESSOR		
39	5	PAOZZ	5305-00-008-9787	B5-19-4860	81361	SCREW, CAP, HEXAGON HEAD: 1/2-13UNC-2A, 2-1/2 IN. LG	EA	1
39	6	PAOZZ	5310-00-834-8732	MS35691-33	96906	NUT, PLAIN, HEXAGON: 1/2-13UNC- 2B	EA	1
39	7	PAOZZ	5310-00-068-5285	MS27183-20	96906	WASHER, FLAT: 0.594 IN. ID, 1.156 IN. OD, 0.095 IN. THK	EA	2
						SUBGROUP: 0421 CENTRIFUGAL BLOWER		
40	1	PAOZZ	5306-00-225-8496	MS90725-31	96906	BOLT, MACHINE: 5/16-18UNC-2A, 5/8 IN. LG	EA	4
40	2	PAOZZ	5310-00-167-0721	MS35333-41	96906	WASHER, LOCK: 5/16 IN. NOM DIA	EA	4
40	3	XBOZZ		D5-19-4937	81361	PLENUM	EA	1
40	4	XBOZZ		E5-19-4873- 46	81361	GROOVE PIN: 0.094 IN. DIA, 1-1/4 IN. LG, TYPE A	EA	1
40	5	XBOZZ		B5-19-4853	81361	SCREW, CAP, HEXAGON HEAD: 1/2- 13UNC-2A, 3-1/2 IN. LG	EA	1

## SECTION II. REPAIR PARTS LIST

(1) ILLUS FIG NO.	(2) ITEM NO.	(3) SMR CODE	(3) NATIONAL STOCK NUMBER (NSN)	(4) PART NUMBER	(5) FSCM	(6) DESCRIPTION  USABLE ON CODE	(7) U/M	(8) QTY INC IN UNIT
40	6	PAOZZ	5310-00-068-5285	MS27183-20	96906	WASHER, FLAT: 0.594 IN. ID, 1.156 IN. OD, 0.095 IN. THK	EA	2
40	7	PAOZZ	5305-00-269-3216	MS90725-66	96906	SCREW, CAP, HEXAGON HEAD: 3/8-16UNC-2A, 2 IN. LG	EA	4
40	8	PAOZZ	5310-00-595-7237	MS35333-42	96906	WASHER, LOCK: 3/8 IN. NOM SIZE	EA	4
40	9	PAOZZ	5310-00-080-6004	MS27183-14	96906	WASHER, FLAT: 0.406 IN. ID, 0.812 IN. OD, 0.065 IN. THK	EA	4
40	10	XBOZZ		C5-19-4905	81361	PLATE BOLT LOCKING	EA	2
40	11	XBOZZ		B5-19-4845	81361	WASHER, BEVEL: MODIFIED	EA	4
40	12	XBOZZ		720FS0-1-4	30327	ADAPTER: STEEL, 7/16-20UNF, 1/4 NPTF	EA	1
40	13	XBOZZ		91567-4	28976	HOSE, FLEXIBLE: 1/4 IN. ID, 10.50 IN. LG	EA	1
40	14	PAOZZ	4730-00-984-1211	639F1-4	30327	PLUG, PIPE: 1/4 IN. NPTM, BRASS	EA	1
40	15	XBOZZ		D5-19-4909	81361	PLATE, BLOWER MOUNTING	EA	1
40	16	PAOZZ	5365-00-802-6312	1615-7-8	71956	BUSHING, TAPERED	EA	1
40	17	PAOZZ	3020-00-432-1142	1-3V4-12	71956	PULLEY, GROOVE	EA	1
41	-	PAOHF	4140-00-035-3725	E5-19-4891	81361	FAN, CENTRIFUGAL BLOWER	EA	1
41	1	XBOZZ		27183	52358	SCREW, PULLEY	EA	1
41	2	XBOZZ		27176	52358	RETAINER, PULLEY	EA	1
41	43	PAOZZ	6680-00-907-6009	27126	52358	GAGE, OIL	EA	1
						SUBGROUP: 0422 GENERATOR		
C 42	6	PAOZZ	5305-01-033-1577	3816-234-214 MTL	06239	SCREW, CAP, HEXAGON HEAD: 3/8-16UNC-2A, 2-3/4 IN. LG	EA	1
42	7	PAOZZ	5310-00-637-9541	MS35338-46	96906	WASHER, LOCK: 3/8 IN. NOM SIZE	EA	1
42	8	PAOZZ	5310-00-056-3395	MS35649-2382	96906	NUT, PLAIN, HEXAGON: 3/8-16UNC- 2B	EA	1
43	29	XBOZZ		22859	28813	SCREW, MACHINE: NO. 10-32UNC-2A, 3/4 IN. LG	EA	4
43	30	XBOZZ		22769	28813	WASHER, LOCK: NO. 10 NOM SIZE	EA	6
43	31	XBOZZ		24649	28813	COVER, ACCESS	EA	1
43	32	XBOZZ		24285	28813	GASKET	EA	1

## SECTION II. REPAIR PARTS LIST

(1) ILLUS FIG NO.	(2) ITEM NO.	(3) SMR CODE	(3) NATIONAL STOCK NUMBER (NSN)	(4) PART NUMBER	(5) FSCM	(6) DESCRIPTION  USABLE ON CODE	(7) U/M	(8) QTY INC IN UNIT
43	33	XBOZZ		23896	28813	SCREW, MACHINE: NO. 8-32UNC-2A, 5/8 IN. LG	EA	3
43	34	XBOZZ		25105	28813	SCREW, MACHINE: NO. 6-32UNC-2A, 1/4 IN. LG	EA	3
43	35	PAOZZ	5977-00-422-1283	A24044A	28813	BRUSH, ELECTRICAL CONTACT	EA	3
43	36	PAOZZ	5977-00-099-6866	23877C	28813	HOLDER, ELECTRICAL CONTACT BRUSH  SUBGROUP: 0423 SOUNDPROOF ENCLOSURE	EA	2
44	1	PAOZF	4130-00-003-7216	TU3792	90598	FILTER ELEMENT, AIR CONDITIONING	EA	1
C 44	3	PAOZZ	5310-00-809-8546	MS27183-8	96906	WASHER, FLAT: 0.219 IN. ID, 0.438 IN. OD, 0.049 IN. THK	EA	12
44	8	PAOZZ	5305-00-857-5867	MS9122-03	96906	SCREW, MACHINE: NO. 10-32, 1/2 IN. LG	EA	14
44	9	XBOZZ		C5-19-4887	81361	COVER, ACCESS	EA	1
44	10	XBOZZ		D5-19-5007	81361	COVER, ACCESS: GENERATOR	EA	1
N 44	17	PAOZZ	5320-00-582-3521	MS20600B4W3	96906	RIVET, BLIND: ALUMINUM 0.128 DIA BY 0.295 IN. LG	EA	4
N 44	18	PAOZZ	5340-00-680-4375	3	82240	CATCH, CLAMPING LINKLOCK SPRING- LOADED	EA	1
N 44	19	PAOZZ	6105-01-067-7197	D5-19-6814	81361	COVER, ELECTRIC  SUBGROUP: 0424 VOLTAGE REGULATOR	EA	1
45	4	PAOZZ	5305-00-989-7434	MS35207-263	96906	SCREW, MACHINE: NO. 10-32, 1/2 IN. LG	EA	8
45	5	PAOZZ	5310-00-045-3296	MS35338-43	96906	WASHER, LOCK: NO. 10 NOM SIZE	EA	8
45	6	PAOZZ	5310-00-014-5850	MS27183-42	96906	WASHER, FLAT: 0.219 IN. ID, 0.500 IN. OD, 0.049 IN. THK	EA	8
45	7	XAOZZ		30477	28813	COVER  SUBGROUP: 0425 FAN AND CONDENSER ASSEMBLY	EA	1
46	4	PAOZZ	5305-00-880-3358	MS51960-101	96906	SCREW, MACHINE: 5/16-24, 1 IN. LG	EA	4

## SECTION II. REPAIR PARTS LIST

(1) ILLUS FIG NO.	(2) ITEM NO.	(3) SMR CODE	(3) NATIONAL STOCK NUMBER (NSN)	(4) PART NUMBER	(5) FSCM	(6) DESCRIPTION  USABLE ON CODE	(7) U/M	(8) QTY INC IN UNIT
46	5	PAOZZ	5310-00-470-1556	NAS1021A5	80205	NUT, SELF-LOCKING, HEXAGON: 5/16-24	EA	4
46	6	PAOZZ	5310-00-081-4219	MS27183-12	96906	WASHER, FLAT: 0.344 IN. ID, 0.688 IN. OD 0.065 IN. THK	EA	12
46	6.1	XBOZZ		C5-19-5109-2	81361	BRACKET, SCREEN	EA	4
46	7	XBOZZ		C5-19-5109-1	81361	SCREEN, CONDENSER FAN	EA	1
46	8	PAOZZ	5310-00-880-7744	MS51967-5	96906	NUT, PLAIN, HEXAGON: 5/16-18	EA	8
46	9	PAOZZ	5310-00-045-4007	MS35338-41	96906	WASHER, LOCK: NO. 6 NOM SIZE	EA	8
46	10	XBOZZ		D5-19-4850	81361	SUPPORT, ADJUSTING	EA	4
46	11	PAOZZ	5306-00-225-9087	MS90726-32	96906	BOLT MACHINE: 5/16-24 3/4 IN. LG	EA	8
47	-	AFOFF		C5-19-5061	81361	FAN, TUBEAXIAL: CONDENSER, MODIFIED  SUBGROUP: 0426 MODIFIED CARGO TRAILER BODY	EA	1
48	1	XBOOF		C5-19-5036	81361	TAILGATE, MODIFIED	EA	1
48	2	MOOZZ		C5-19-5036-1	81361	INSULATION BOARD: 10.19 IN. W, 16.47 IN. LG MFD FROM NSN 5640-00-914-6031	EA	1
48	3	MOOZZ		C5-19-5036-2	81361	INSULATION BOARD: 10.50 IN. W, 9.00 IN. LG MFD FROM NSN 5640-00-914-6031	EA	1
48	4	XAOZZ		8331948	19207	TAILGATE ASSEMBLY  SUBGROUP: 0427 REPAIR KIT	EA	1
49	-	PACZZ	4240-00-008-1674	D5-19-5252	81361	REPAIR KIT, INFLATABLE SHELTER	EA	1
49	1					TAPE, PRESSURE SENSITIVE, ADHESIVE: 3 IN. W, 60 YDS LG, TYPE III, CLASS 1	RO	1
49	2					ADHESIVE: CLEAR, 5 OZ. TUBE	TU	1
49	3					WINDOW MATERIAL: 6 IN. W, 30 IN. LG	EA	1

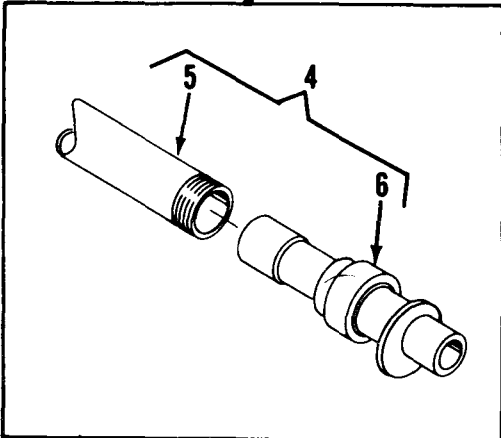
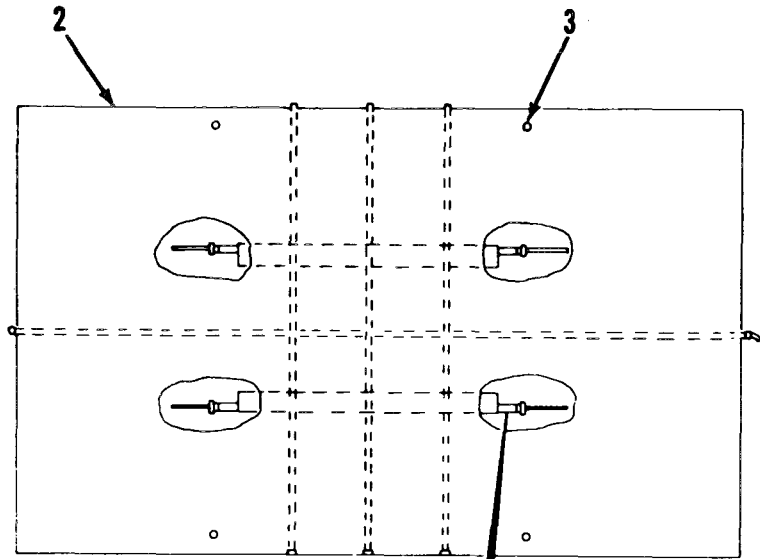
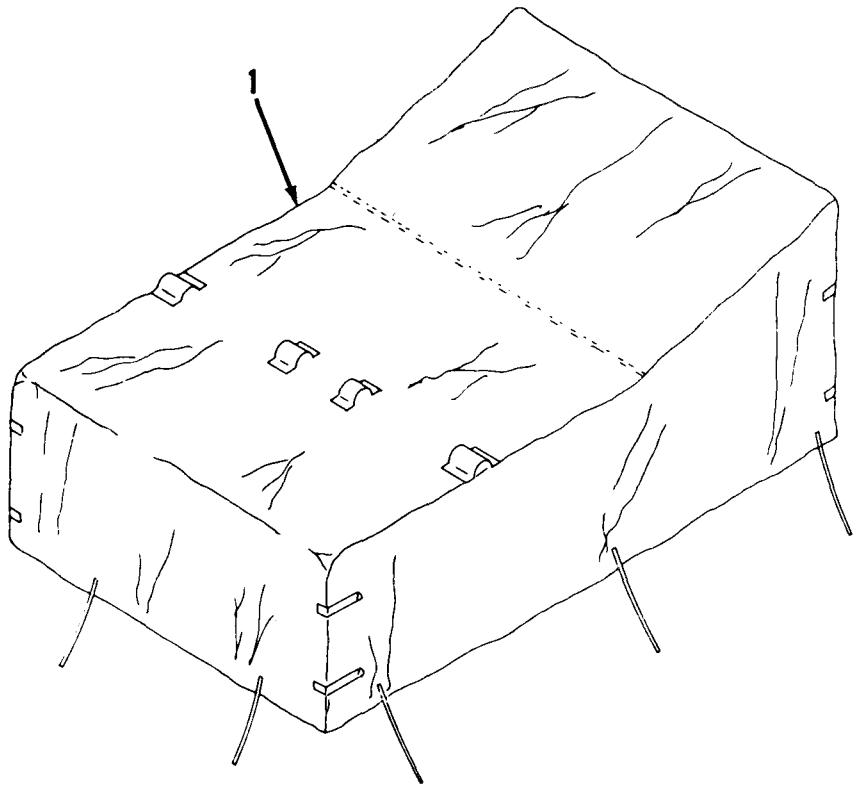
## SECTION II. REPAIR PARTS LIST

(1) ILLUS FIG NO.	(2) ITEM NO.	(3) SMR CODE	(3) NATIONAL STOCK NUMBER (NSN)	(4) PART NUMBER	(5) FSCM	(6) DESCRIPTION  USABLE ON CODE	(7) U/M	(8) QTY INC IN UNIT
49	4					PATCH: 8 IN. DIA, BLACK, FLOOR MATERIAL	EA	6
49	5					PATCH: 6 IN. DIA, BLACK, FLOOR MATERIAL	EA	6
49	6					PATCH: 5 IN. DIA, BLACK, FLOOR MATERIAL	EA	6
49	7					BAG, CLOTH, REPAIR KIT	EA	1
49	8					PATCH MATERIAL: 10 IN. W, 36 IN. LG, WHITE	EA	3
49	9					PATCH MATERIAL: 10 IN. W, 36 IN. LG, OLIVE DRAB	EA	3
49	10					PATCH: 8 IN. DIA, WHITE	EA	6
49	11					PATCH: 6 IN. DIA, WHITE	EA	6
49	12					PATCH: 5 IN. DIA, WHITE	EA	6
49	13					PATCH: 8 IN. DIA, OLIVE DRAB	EA	6
49	14					PATCH: 6 IN. DIA, OLIVE DRAB	EA	6
49	15					PATCH: 5 IN. DIA, OLIVE DRAB	EA	6
49	16					LUBRICANT, ZIPPER	SX	1
49	17					TOWEL, SHOP	EA	10
49	18					BRUSH, JACK: STIFF BRISTLE	EA	1
49	19					BRUSH, ACID SWABBING: 3/8 IN. W, TYPE II, CLASS 1, SIZE 1	EA	20
49	20					NEEDLES	PG	1

## SECTION II. REPAIR PARTS LIST

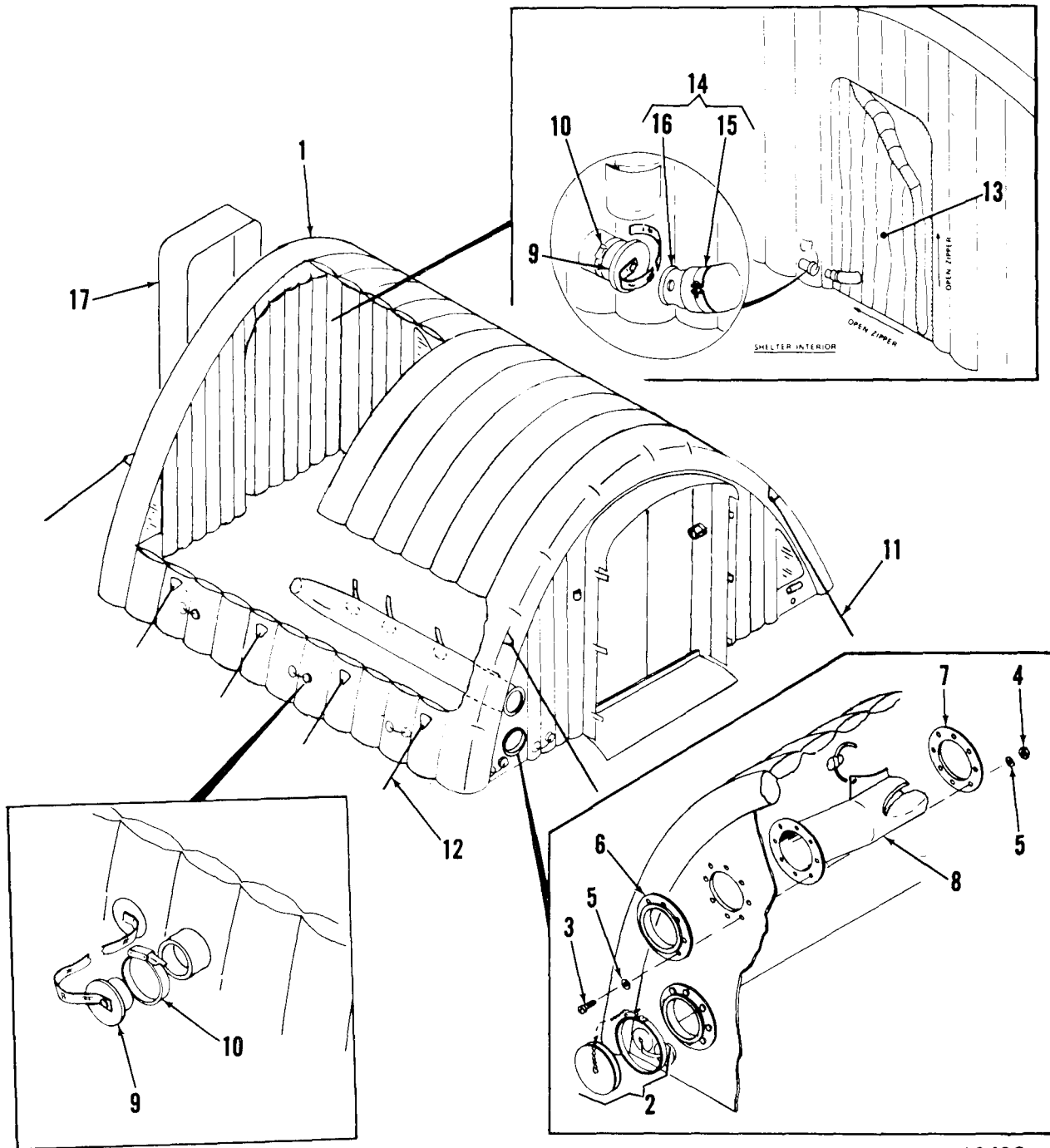
(1) ILLUS FIG NO.	(2) ITEM NO.	(3) SMR CODE	(3) NATIONAL STOCK NUMBER (NSN)	(4) PART NUMBER	(5) FSCM	(6) DESCRIPTION  USABLE ON CODE	(7) U/M	(8) QTY INC IN UNIT
49	21					SHEARS, BENT TRIMMER: 8 IN. SIZE, TYPE 1, CLASS 2	EA	1
49	22					THREAD: NO 5 POLYESTER SHADE S- 1.50 FT SPOOL	SL	1
49	23					TOLUENE, TECHNICAL: 1 PT CAN	CN	4
C 49	24					CEMENT, FABRIC: NOT FURNISHED W/ REPAIR KIT, REQUISITION AS EXPEN- DABLE ITEM	CN	1
49	25					DRAWING, REPAIR KIT CONTENTS  GROUP: 0500 BULK MATERIAL	EA	1
C BULK		PAOZZ	4010-00-781-3129	RRC271	81348	CHAIN, WELDLESS: SASH STYLE, 0.035 IN. THK STOCK, 20 LINKS PER FT, 10 IN. LG O/A, TYPE 11, CLASS 3	FT	2
C BULK		PAOZZ	4020-00-993-3583	MILC43307	81349	CORDK, FIBROUS: NYLON, BRAIDED, 0.25 IN. NOM DIA, 2000 FT SPOOL	SL	1
C BULK		PAOZZ	4710-00-277-5529	ASTMB280-80	81346	TUBE, METALLIC: COOPER, 1/2 IN NOM DIA, 0.032 IN. WALL THK	FT	25
C BULK		PAOZZ	4720-00-057-9790	1201-4400	85757	TUBING, NONMETALLIC: 0.170 IN. ID, 0.250 IN. OD, CLASS 1, GRADE 8	FT	10
C BULK		PAOZZ	4720-00-800-7970	R3603	61501	TUBING, NONMETALLIC: 0.250 IN. ID. 0.375 IN. OD	FT	10
C BULK		PAOZZ	5640-00-914-6031	MILI14511	81349	INSULATION BOARD, THERMAL: 56 IN. W, 84 IN. LG, 1 IN. THK, TYPE II, FORM 2	EA	1
C BULK		PAOZZ	6145-00-162-5848	M5086-2-16-0	81349	WIRE, ELECTRICAL: BLACK, 16 AWG	FT	75
C BULK		PAOZZ	6145-00-538-8219	M13486-1-11	81349	WIRE, ELECTRICAL: 4 AWG	FT	75
C BULK		PAOZZ	6145-00-578-6605	M5086-2-16-9	81349	WIRE, ELECTRICAL: WHITE, 16 AWG	FT	75
C BULK		PAOZZ	9320-00-092-5019	AMS3196	81343	RUBBER SHEET, CELLULAR: 2 FT X 2 FT X 0.188 IN. THK	SH	10
C BULK		PAOZZ	9320-00-092-5062	AMS3196	81343	RUBBER SHEET, CELLULAR: 2 FT X 2 FT X 0.120 IN. THK	SH	2
C BULK		PAOZZ	9320-00-262-2274	MIL-R-46089	81349	RUBBER SHEET, CELLULAR: 2 FT X 2 FT X 0.062 IN. THK	SH	2
C BULK		PAOZZ	9320-00-241-9754	MILR6855	81349	RUBBER SHEET, SOLID: BLACK, 60 DUROMETER, 3 FT X 3 FT X 0.062 IN. THK	SH	4





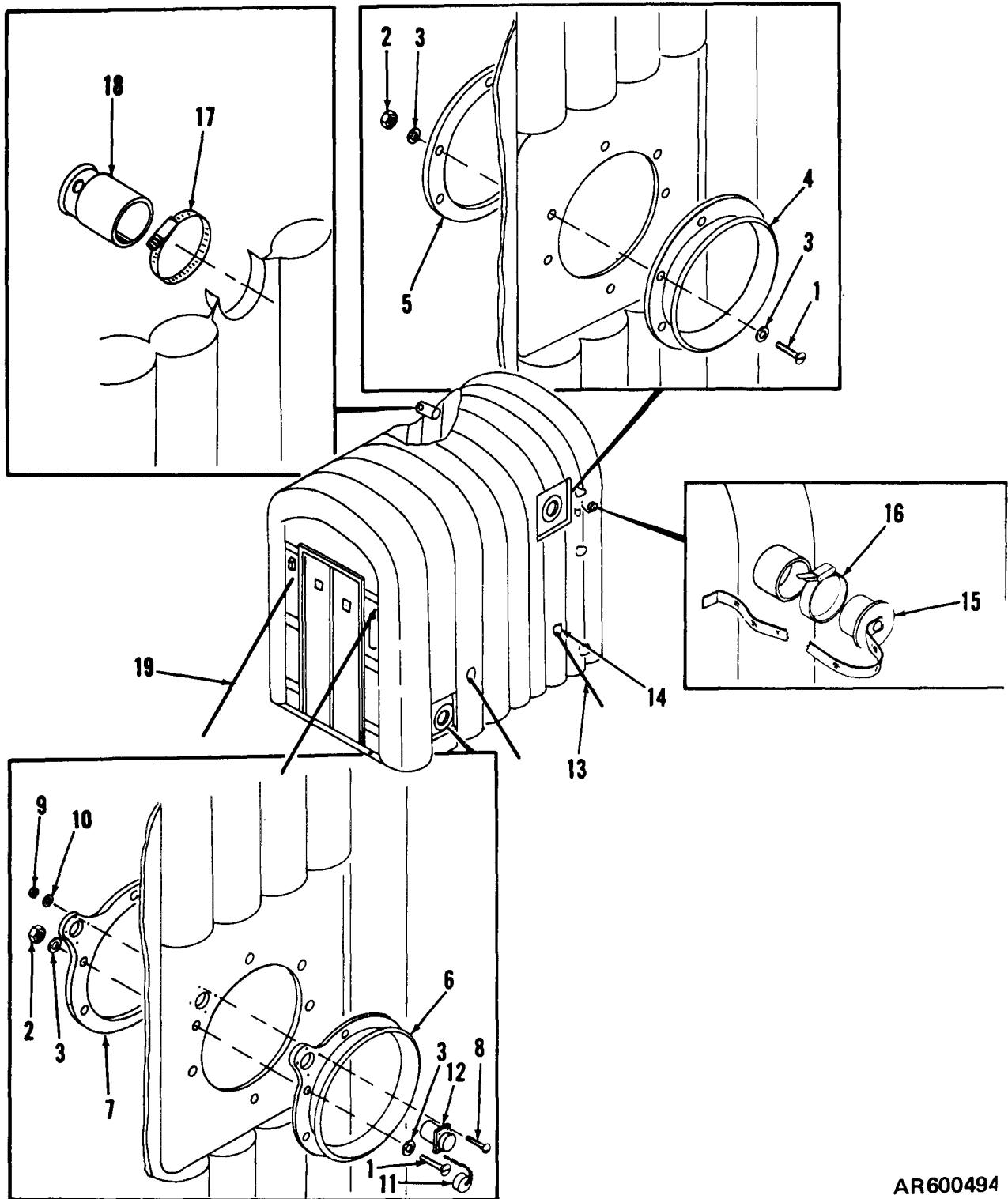
AR600492

Figure 1. Trailer cover and shelter case.



AR600493

Figure 2. Inflatable shelter.



AR600494

Figure 3. Inflatable entrance.

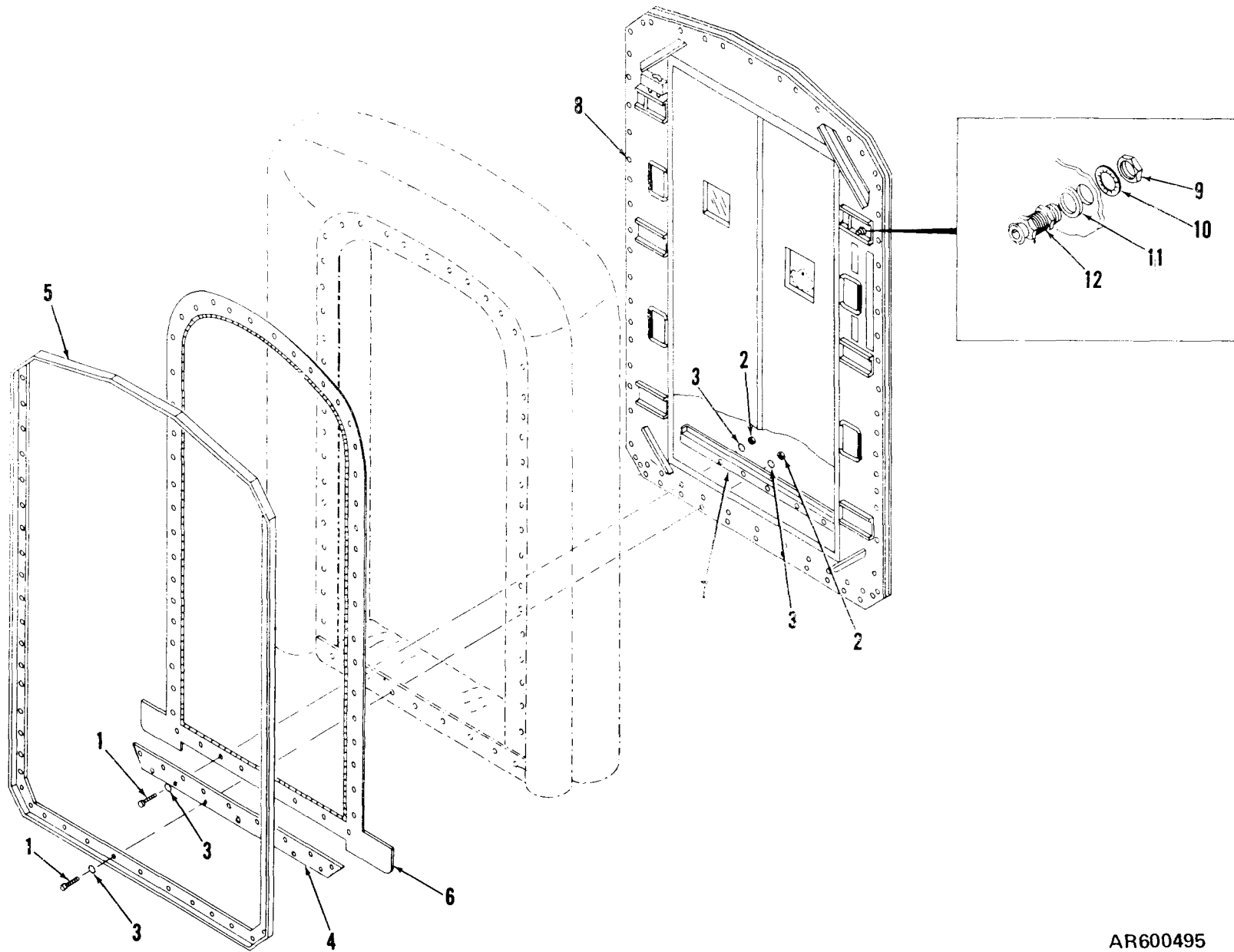
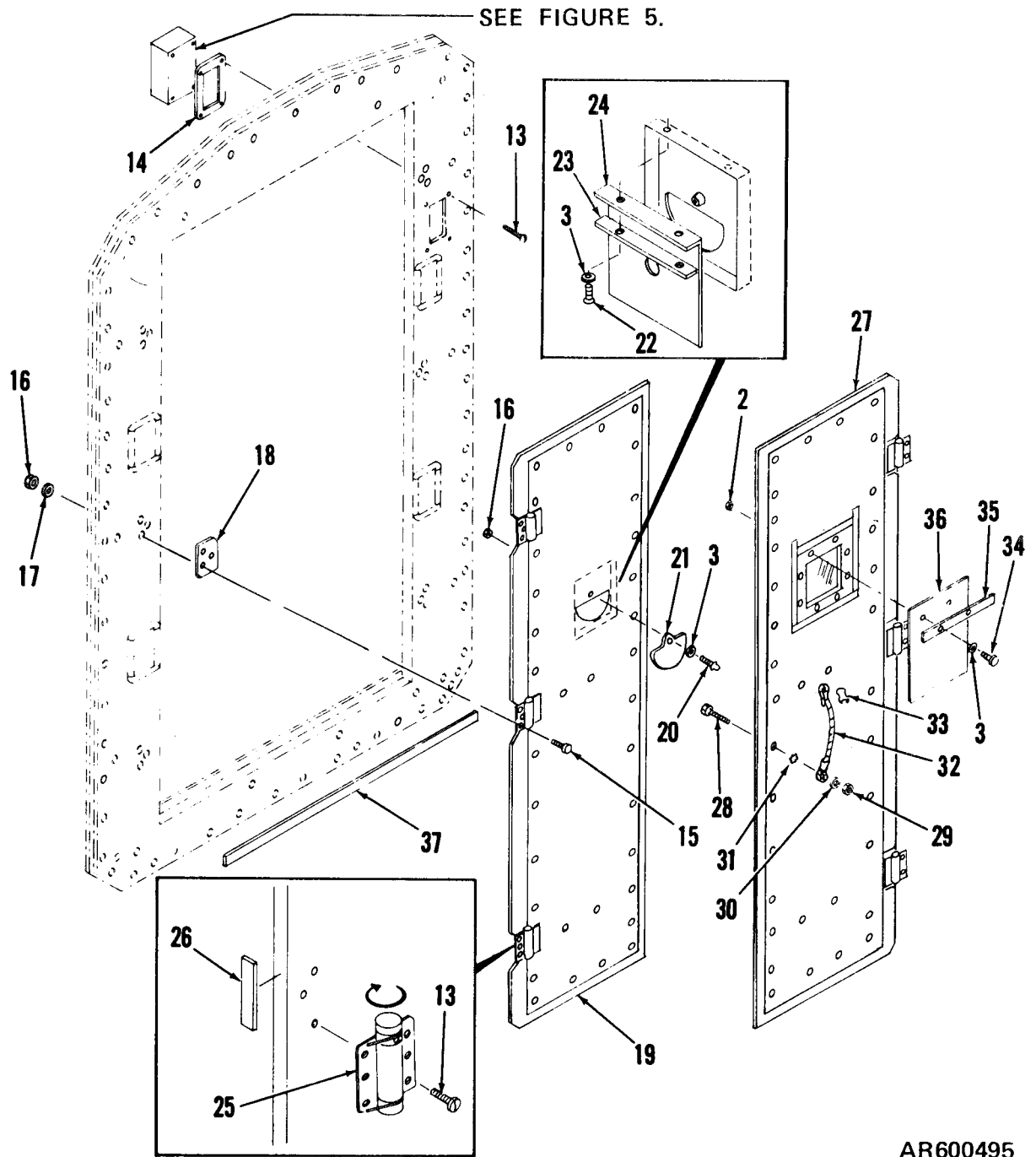


Figure 4. ① Exterior frame and door assembly (sheet 1 of 2).

AR600495



AR600495

Figure 4. ② Exterior frame and door assembly (sheet 2 of 2).

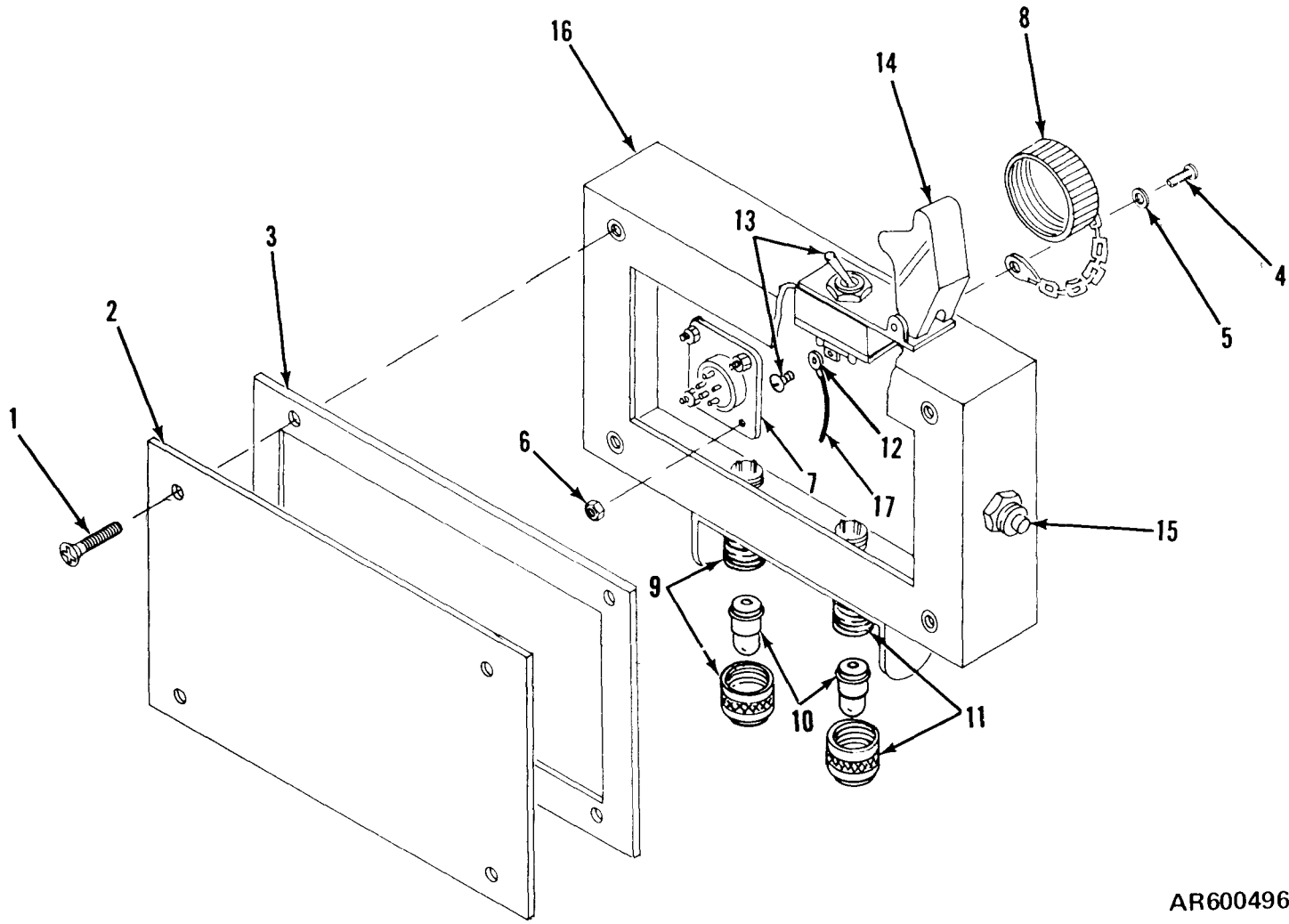


Figure 5. Control (switch ) box.

AR600496

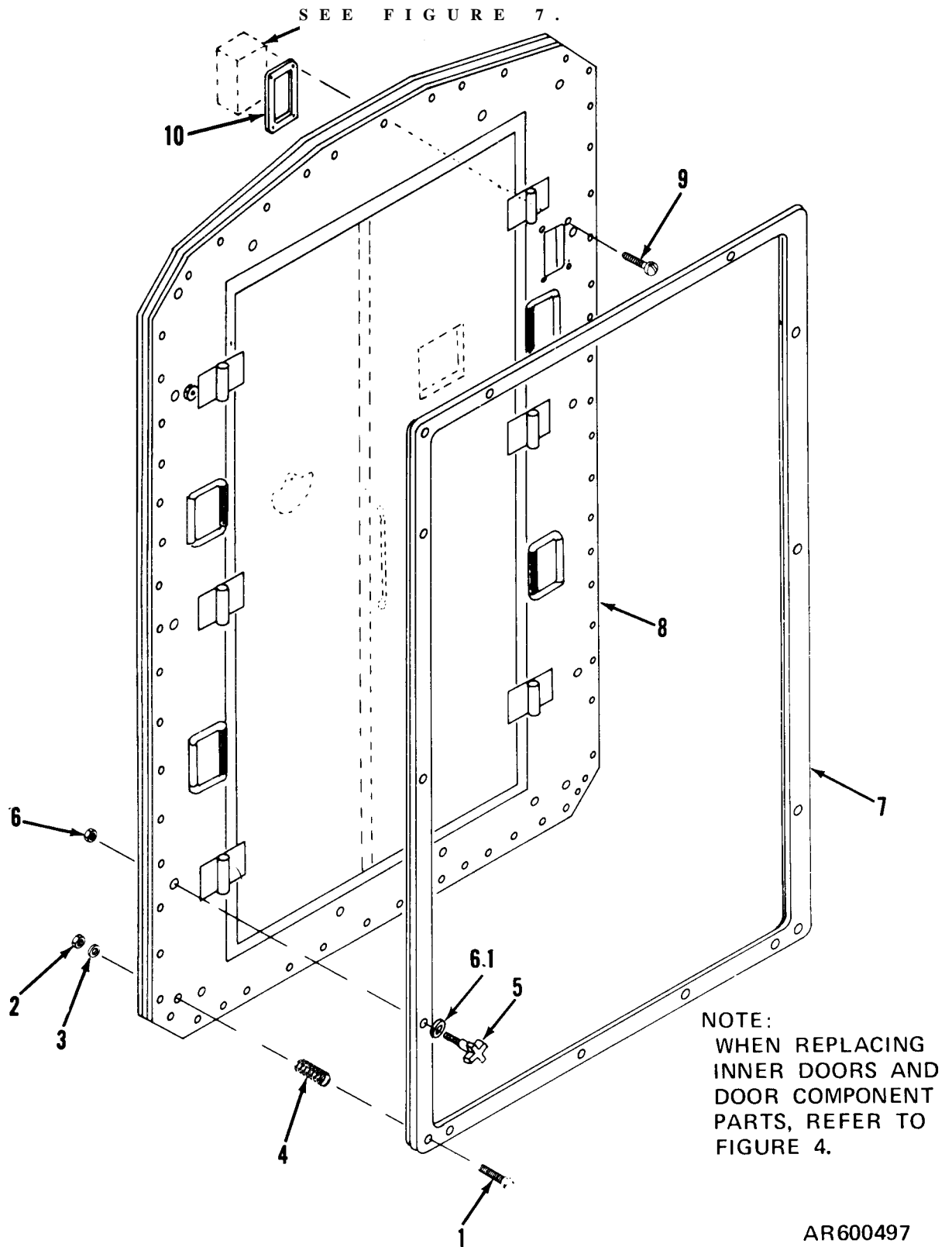
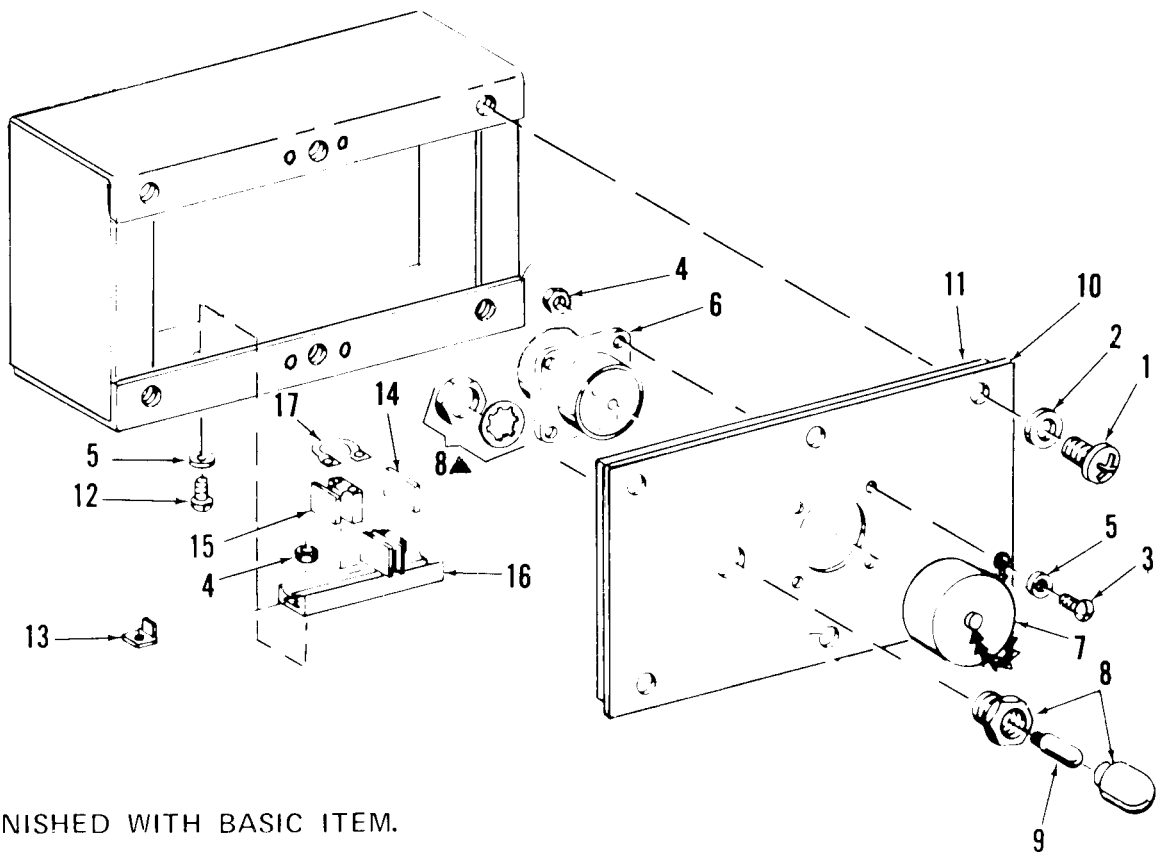
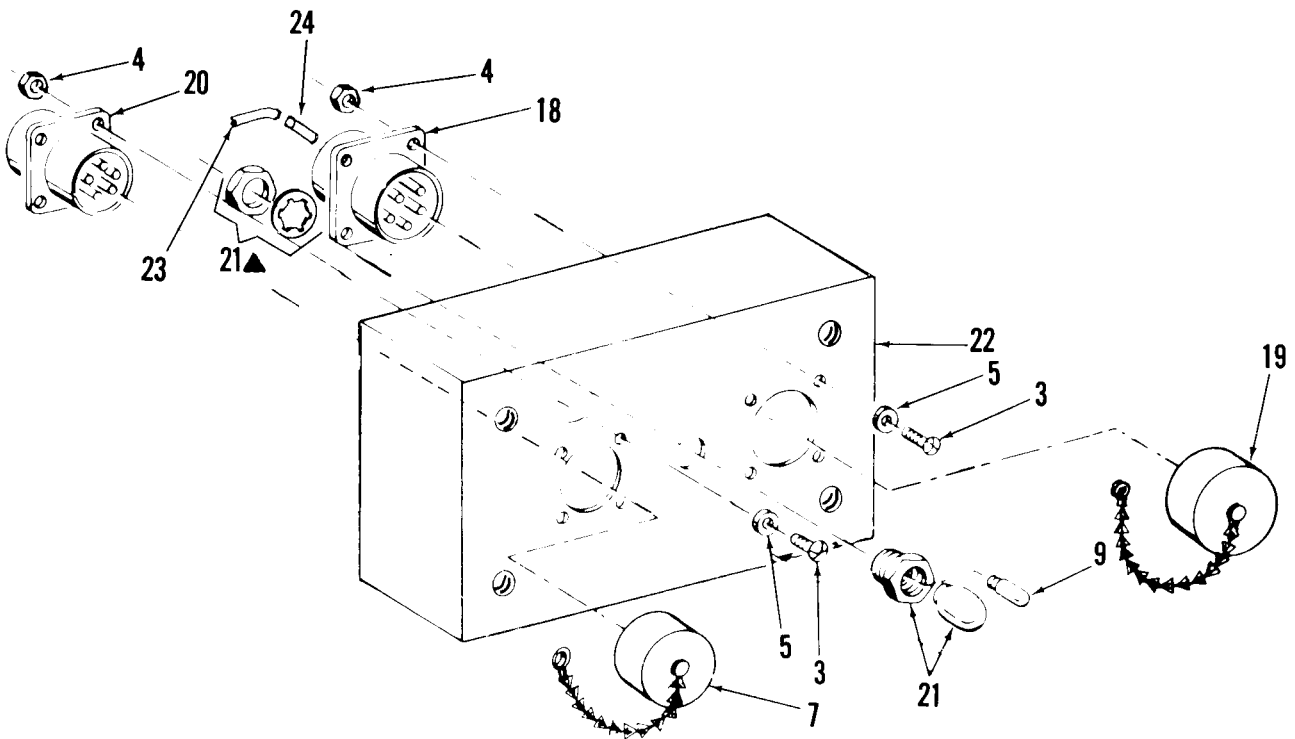


Figure 6. Interior frame and door assembly.

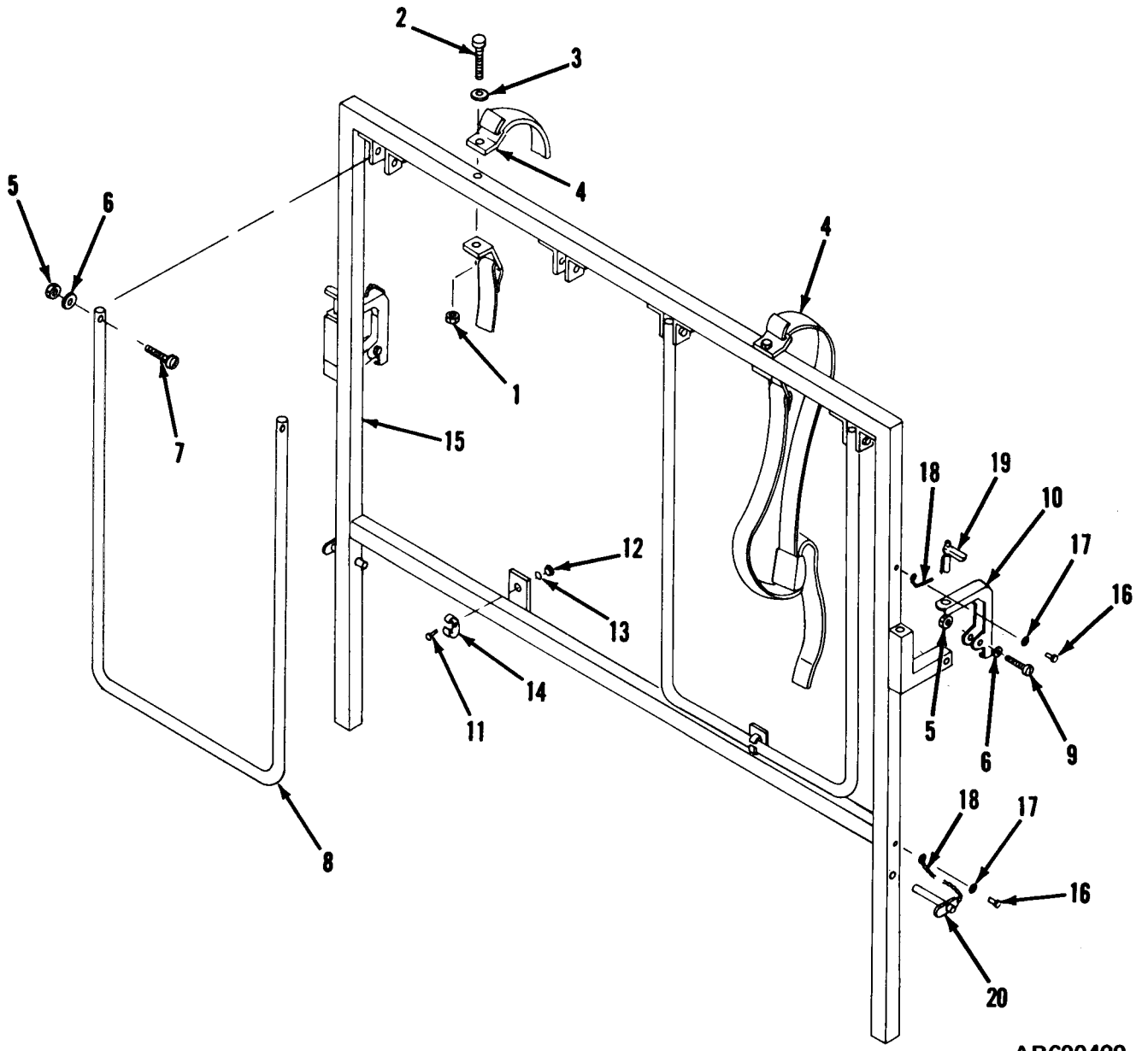


▲ FURNISHED WITH BASIC ITEM.

AR600498

Figure 7. Distribution box.





AR600499

Figure 8. Tailgate extension.

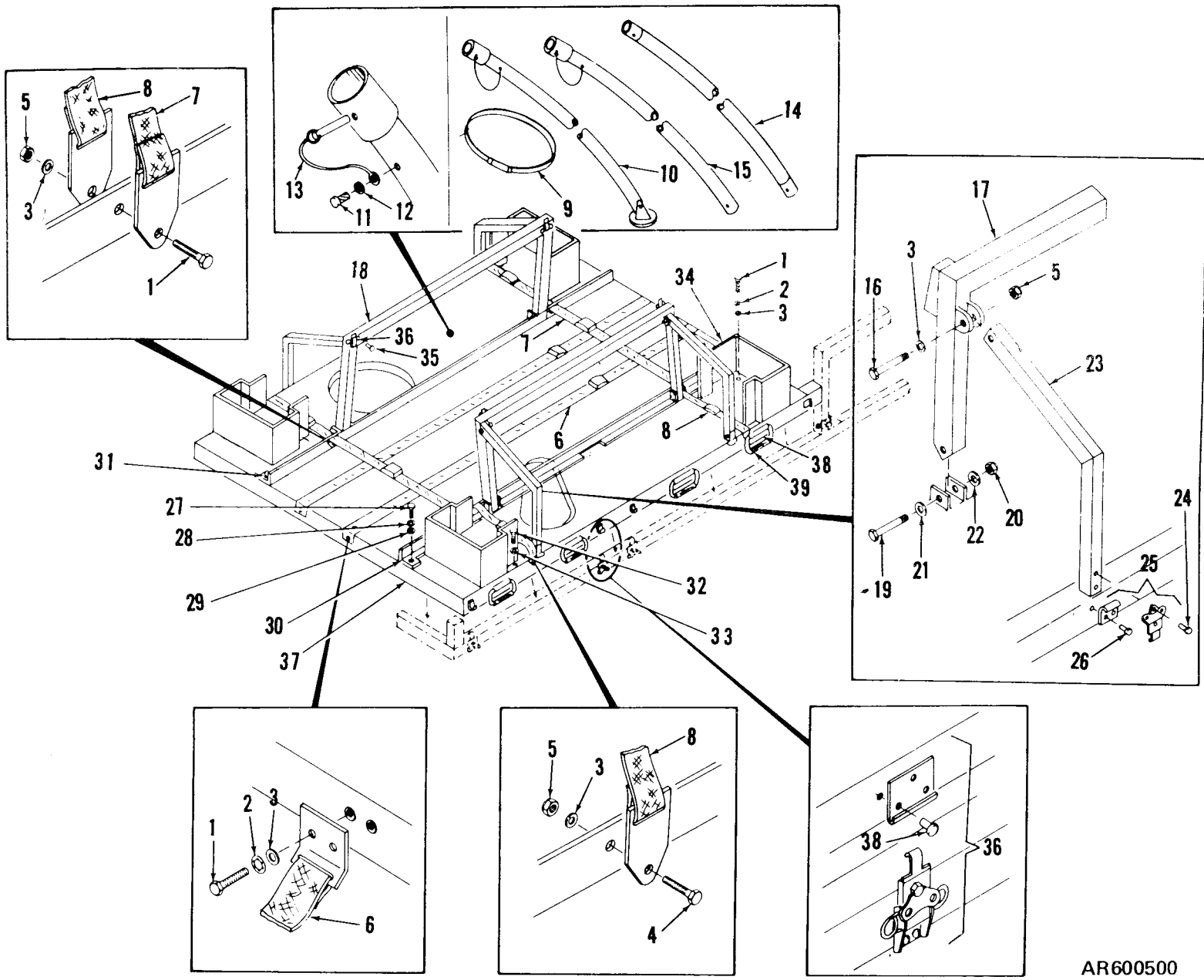
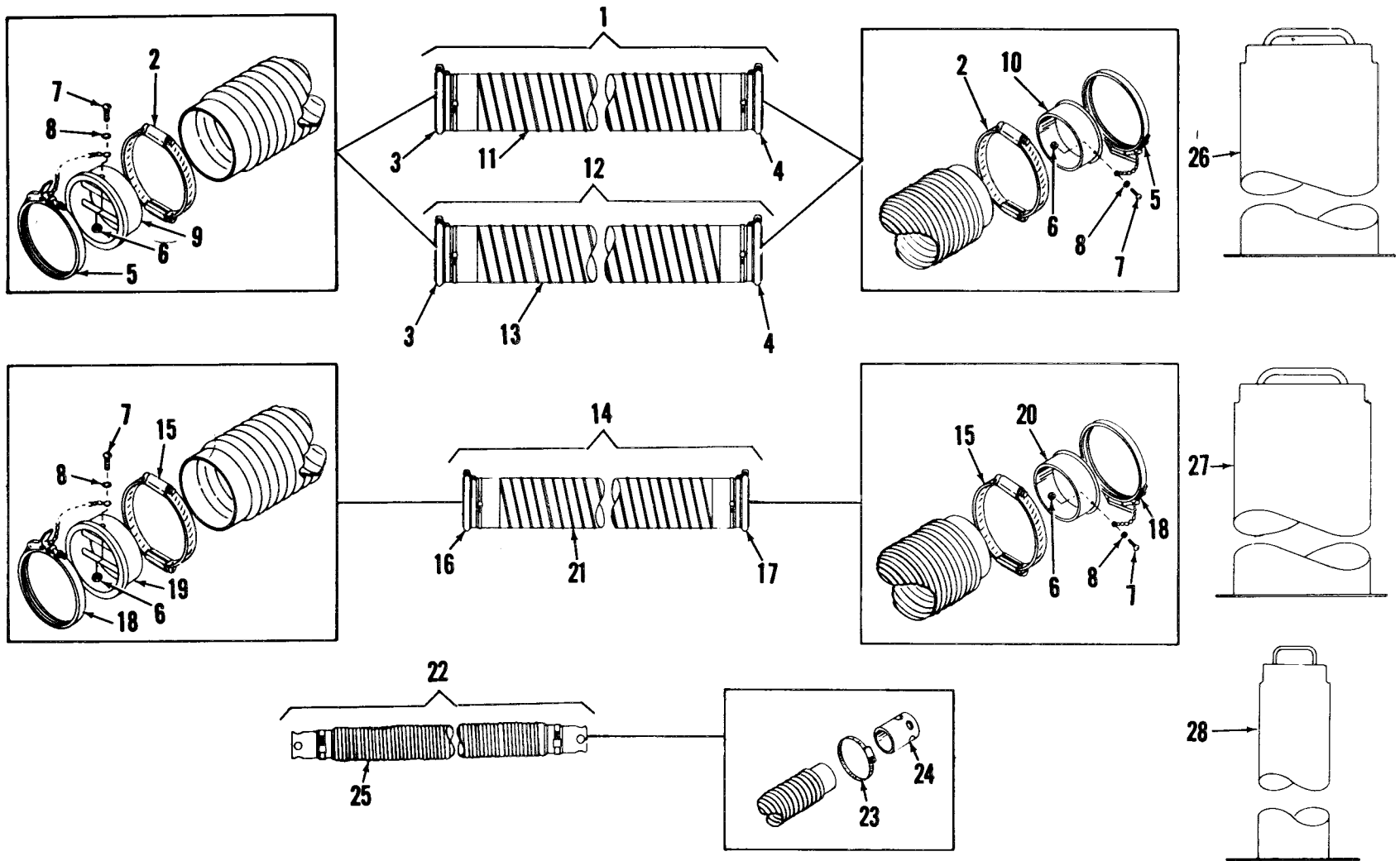


Figure 9. Support rack and arch supports.

AR600500



AR600501

Figure 10. Air duct assemblies and retainers.

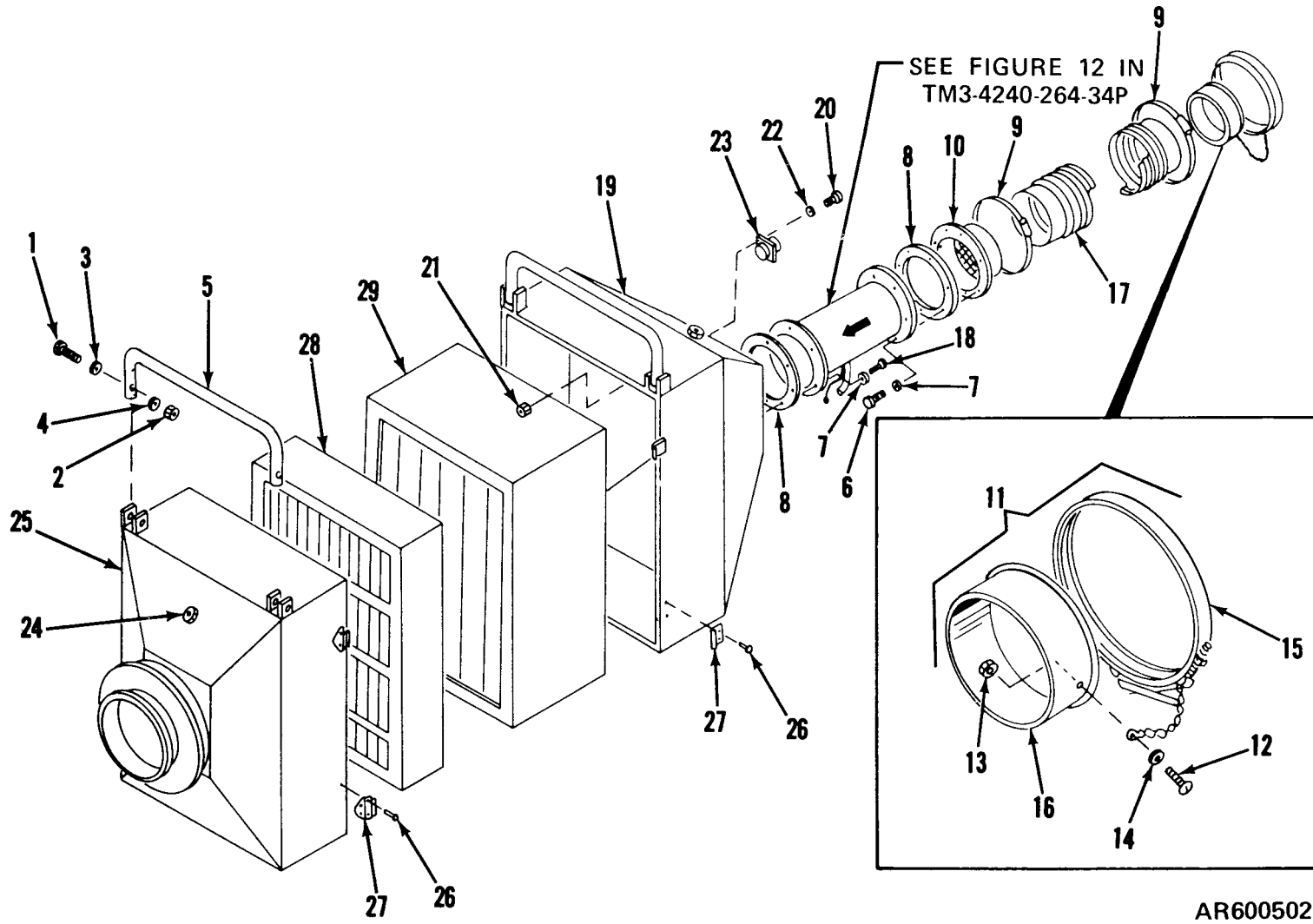
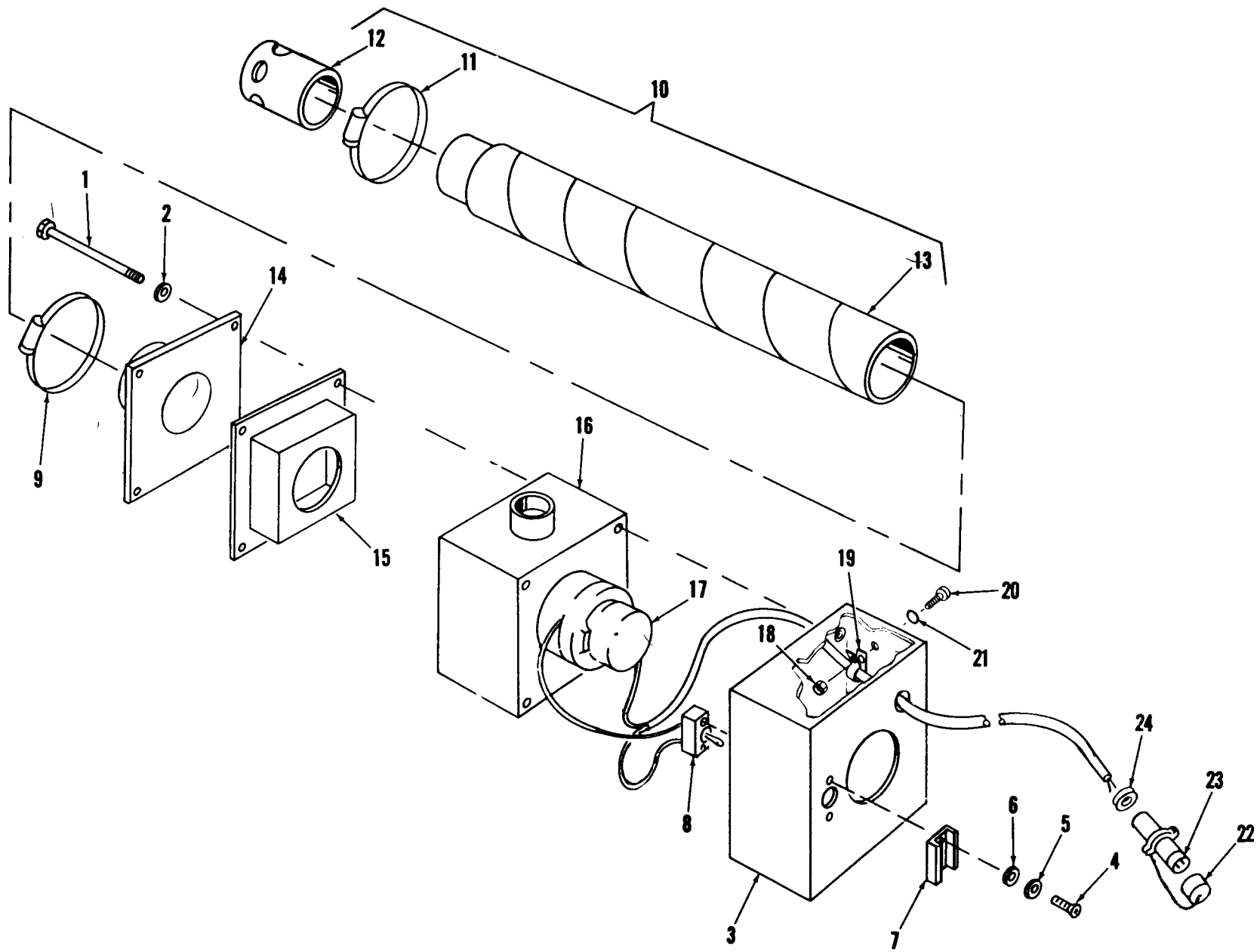
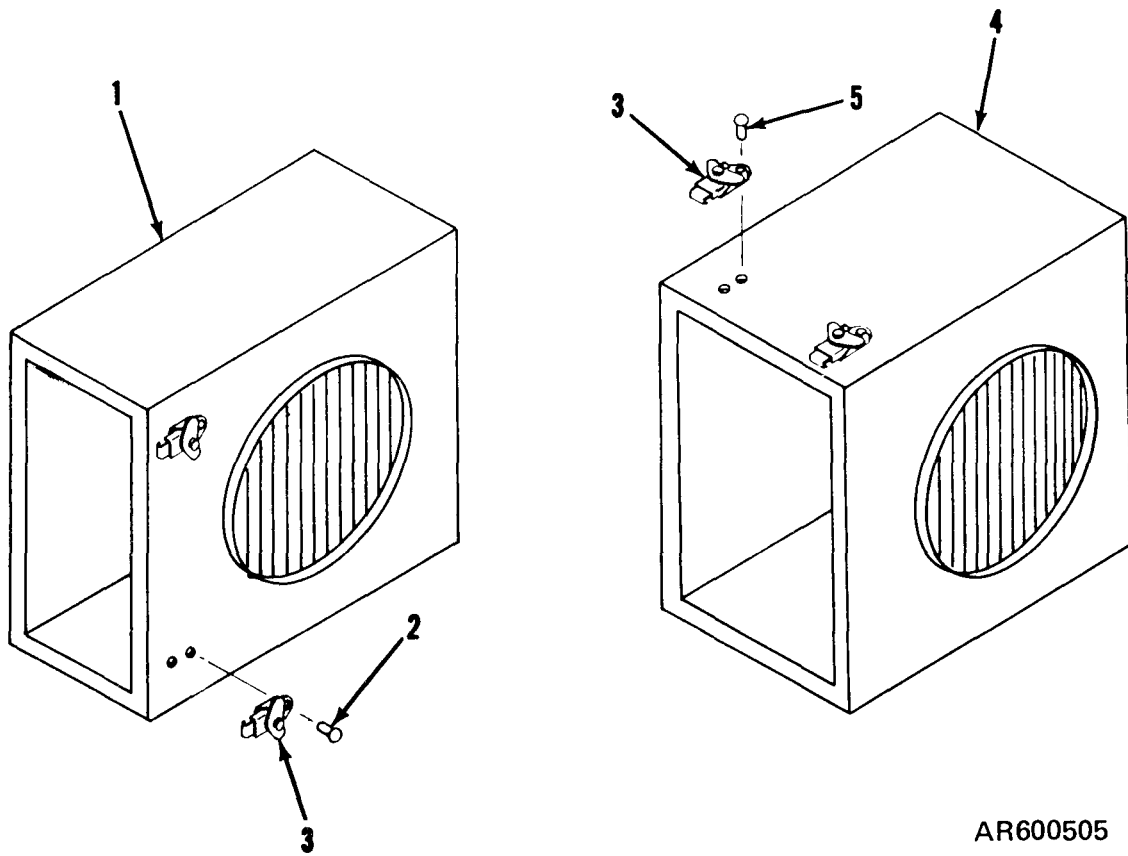


Figure 11. Entrance gas-particulate filter unit.



AR600504

Figure 12. Evacuation fan assembly.



AR600505

Figure 13. Box and sound attenuating plenums.

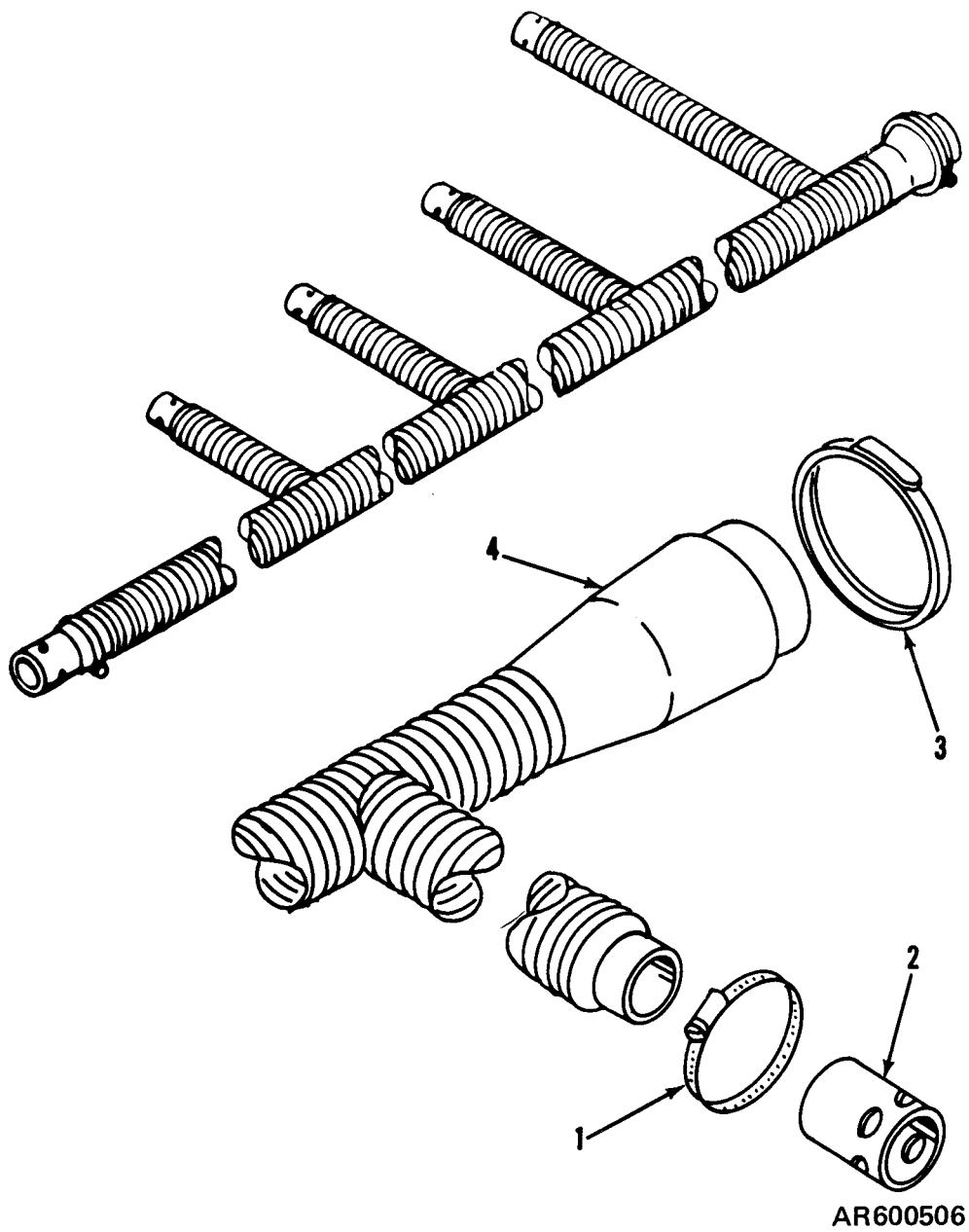
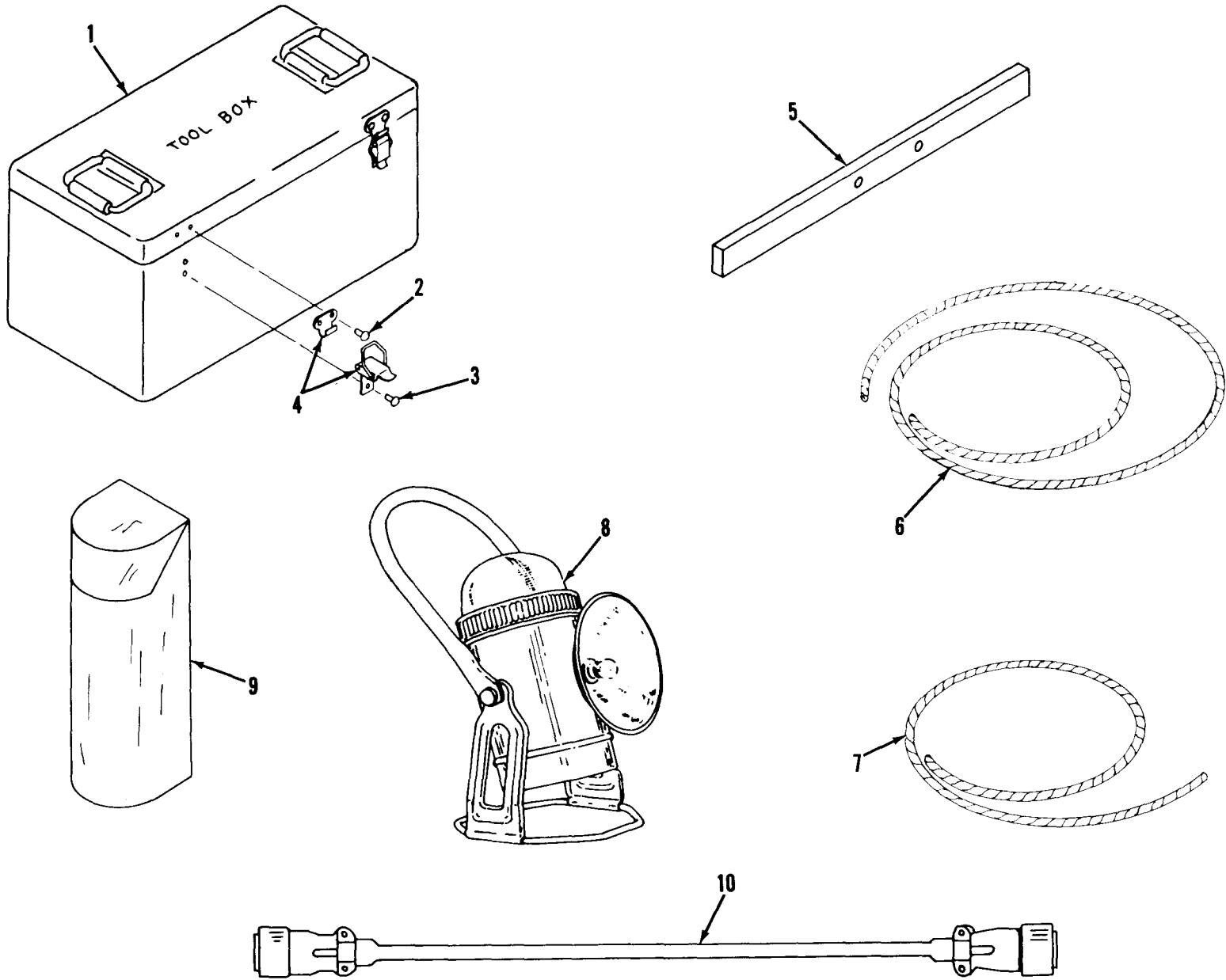


Figure 14. Evacuation manifold assembly.



AR600507

Figure 15. Tool box and contents.



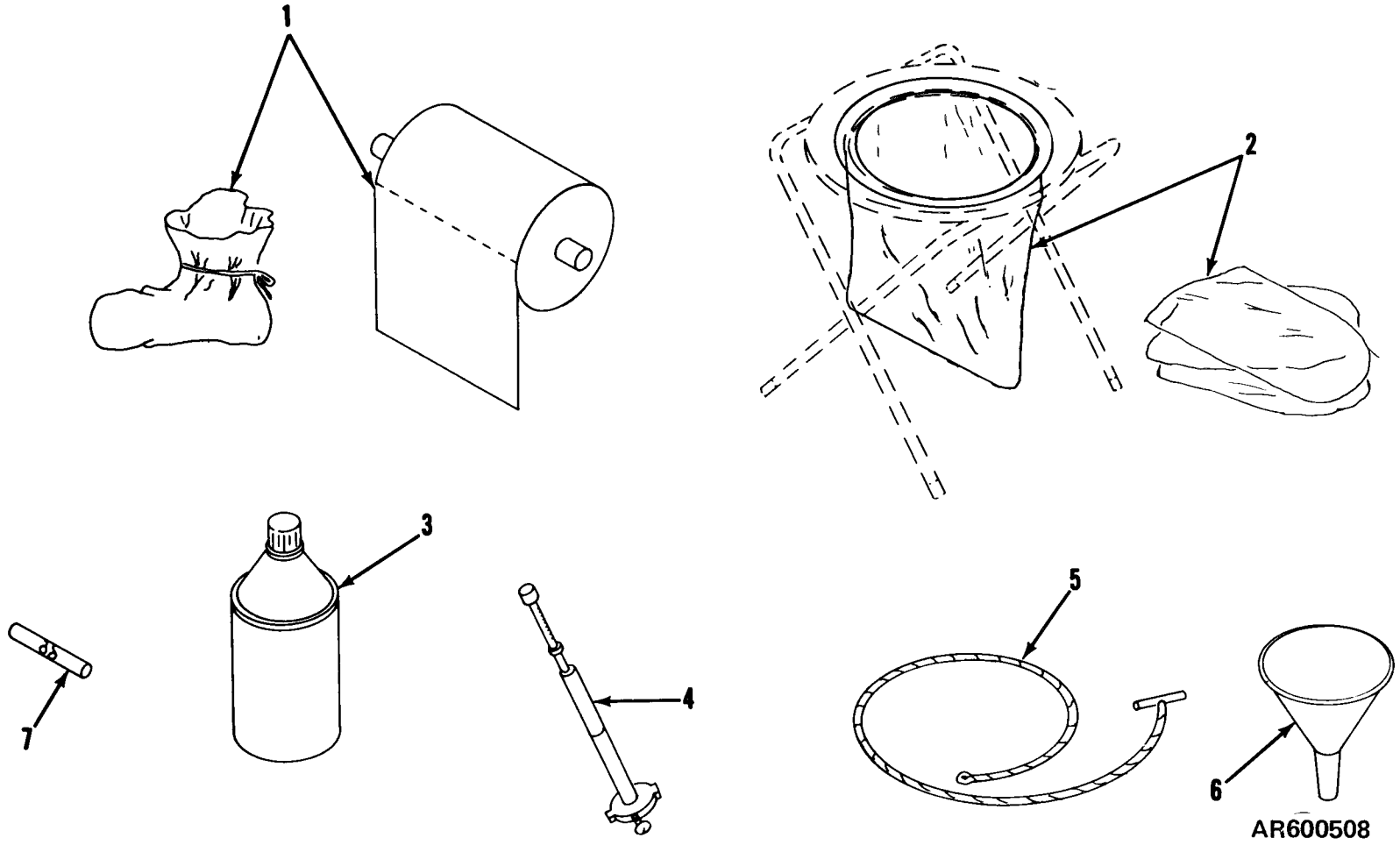
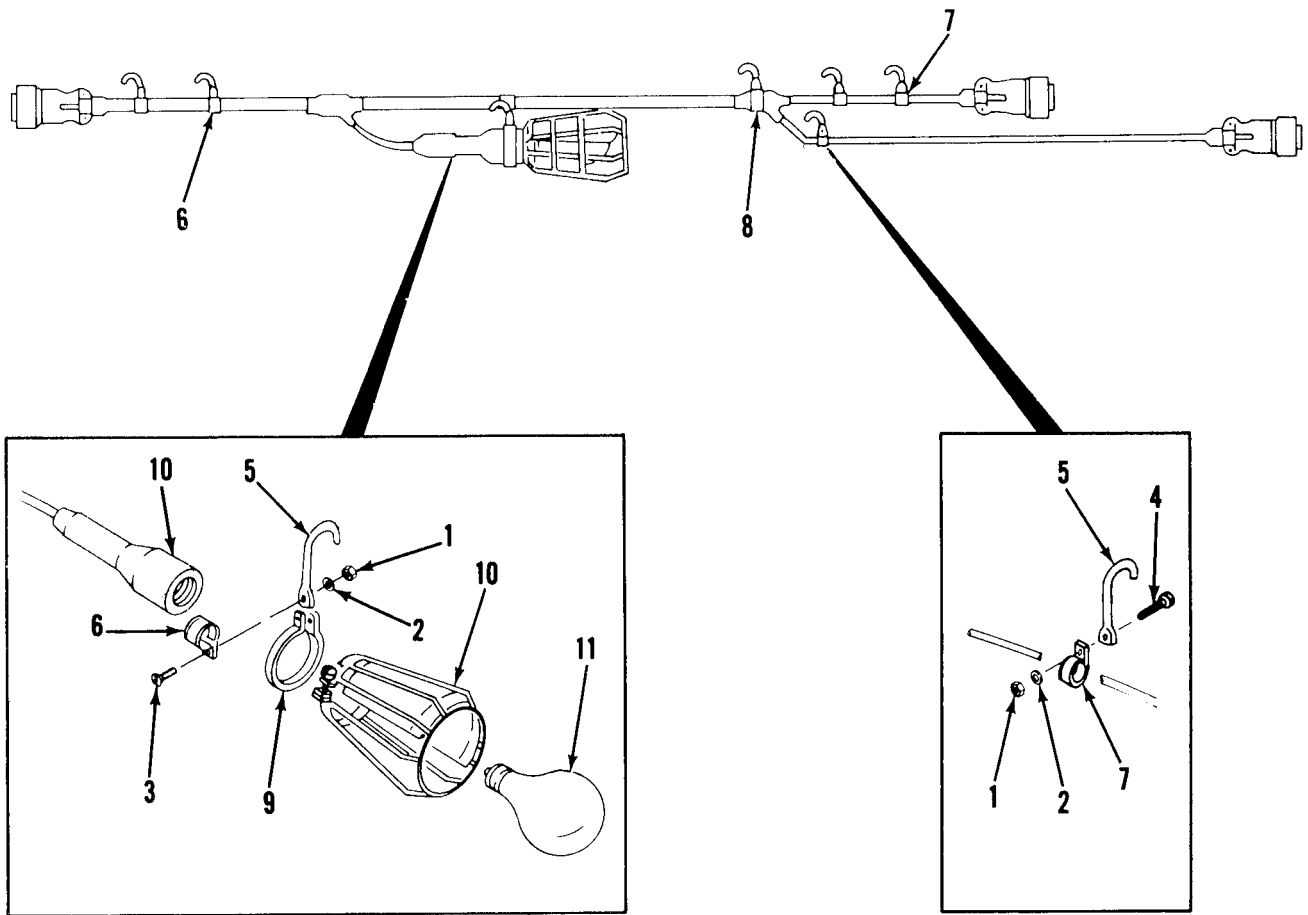
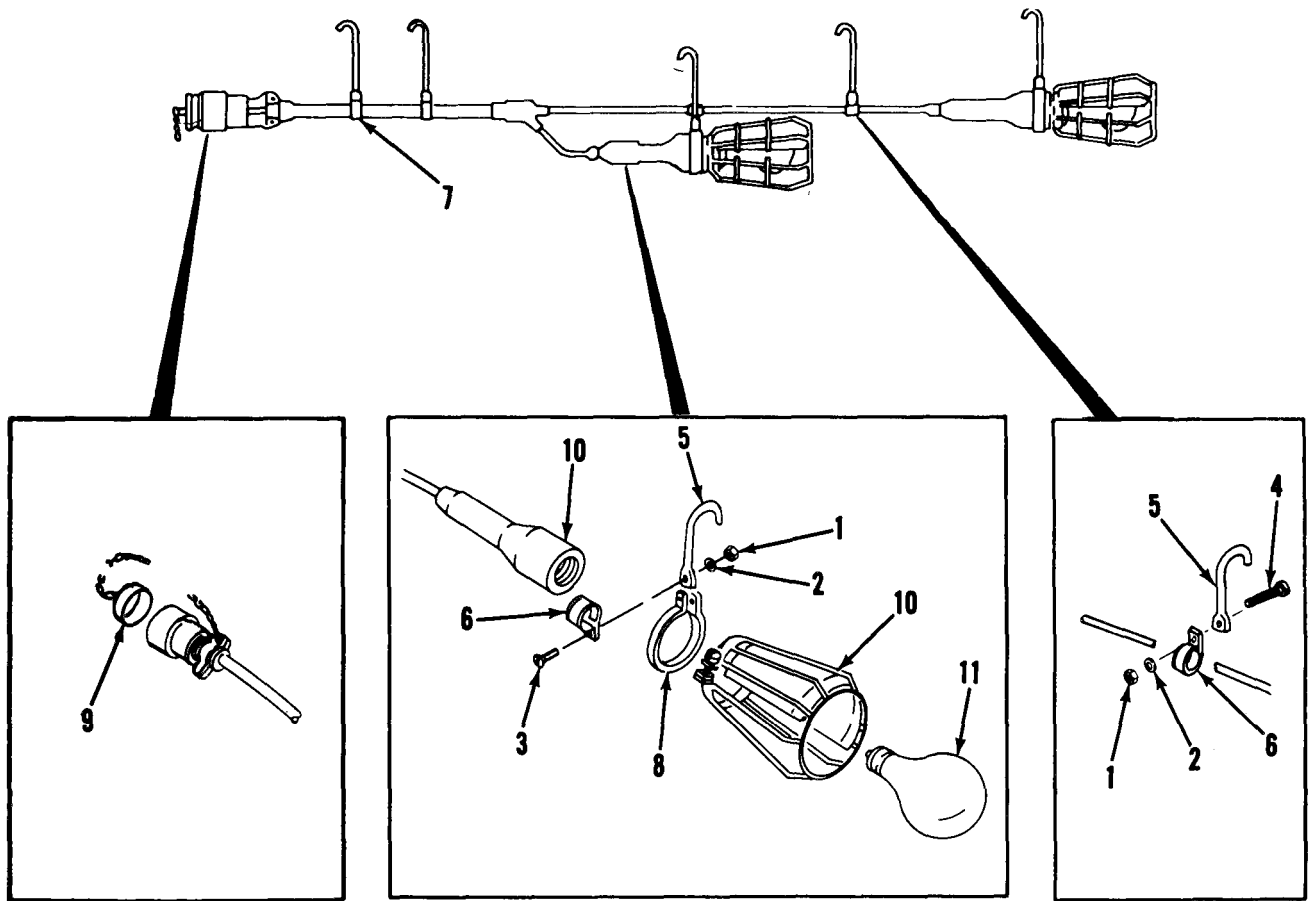


Figure 16. Tool box contents.



AR600509

Figure 17. Cable and light assembly



AR600510

Figure 18. Extension light assembly.

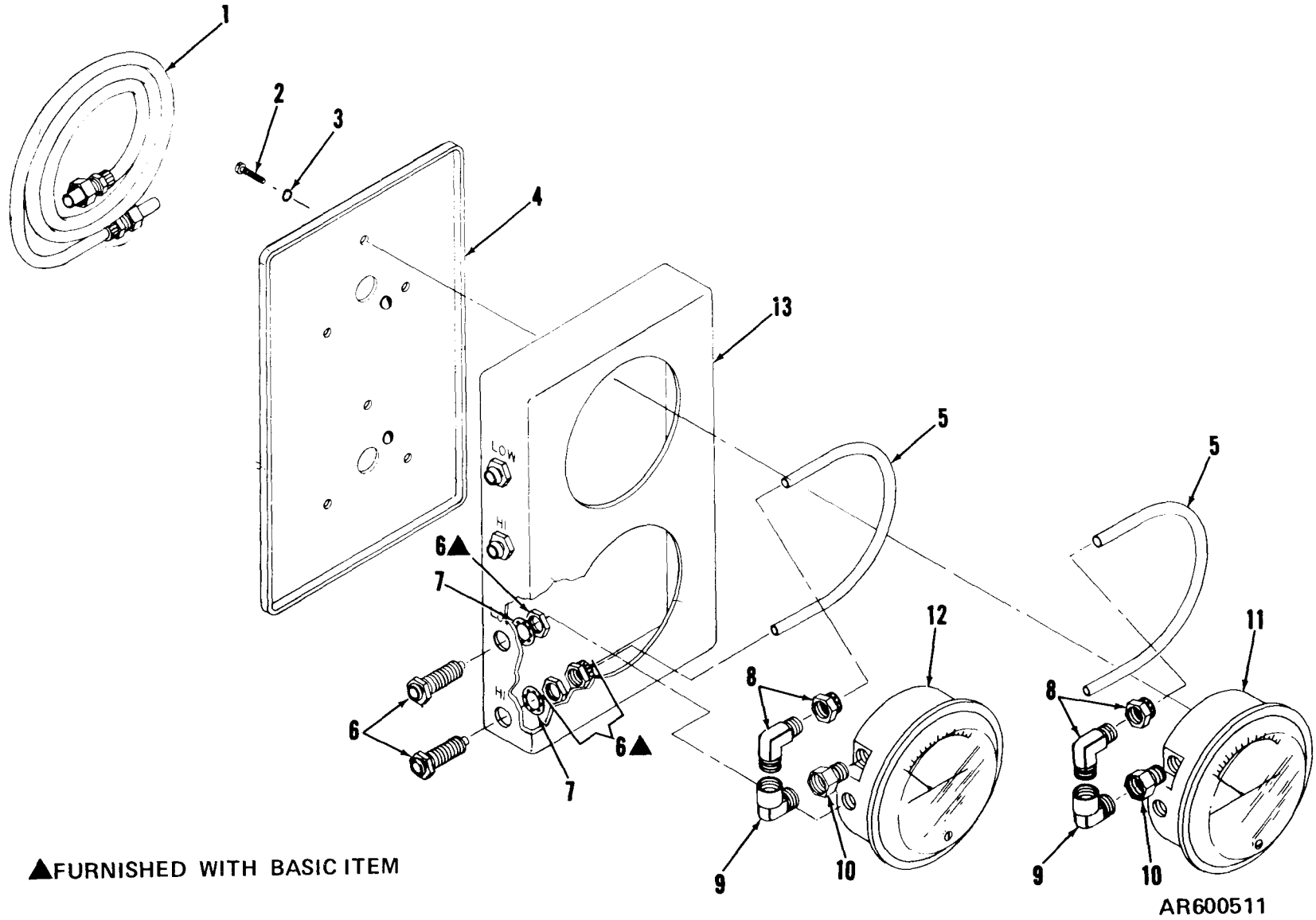


Figure 19. Gage assembly.

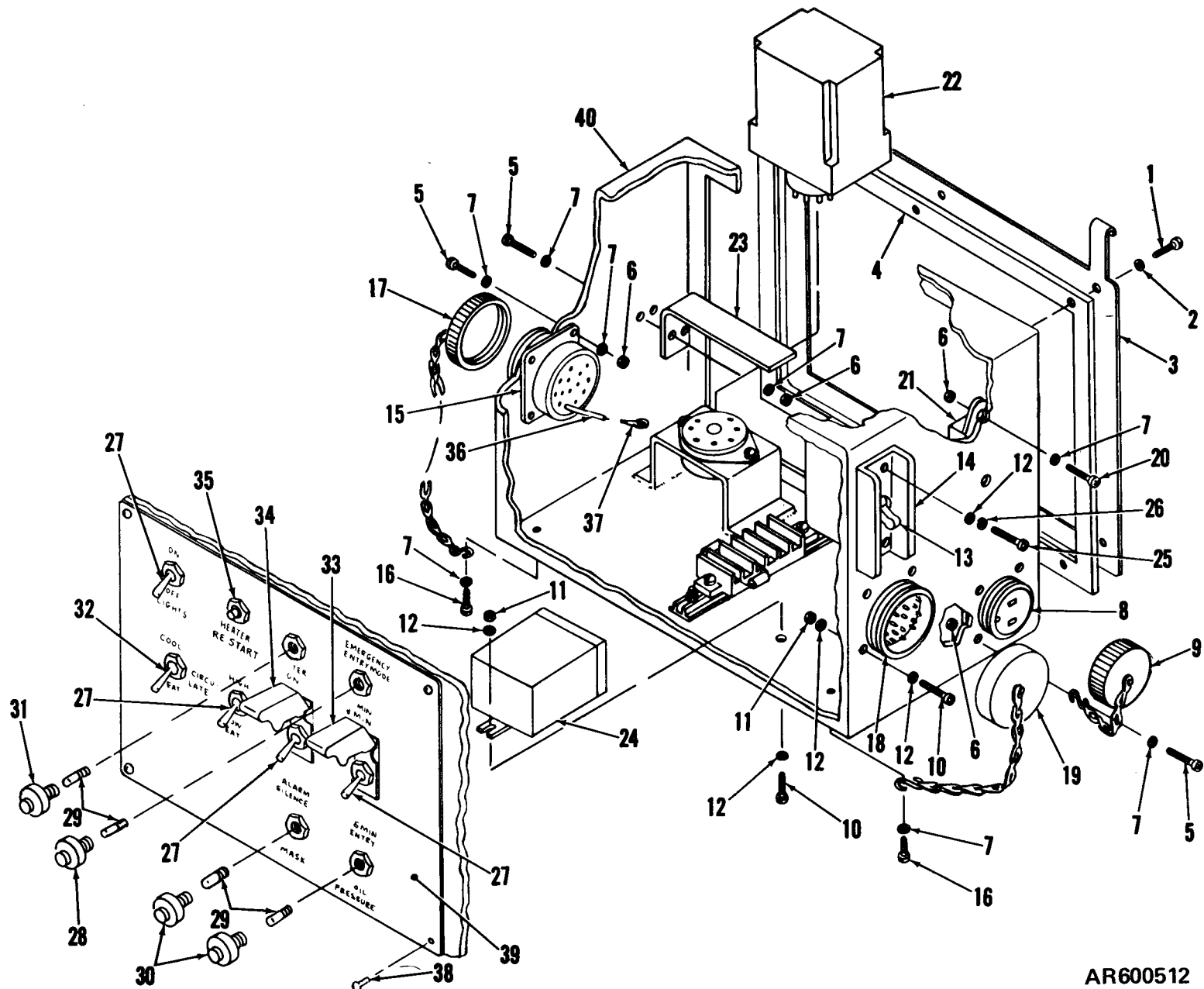
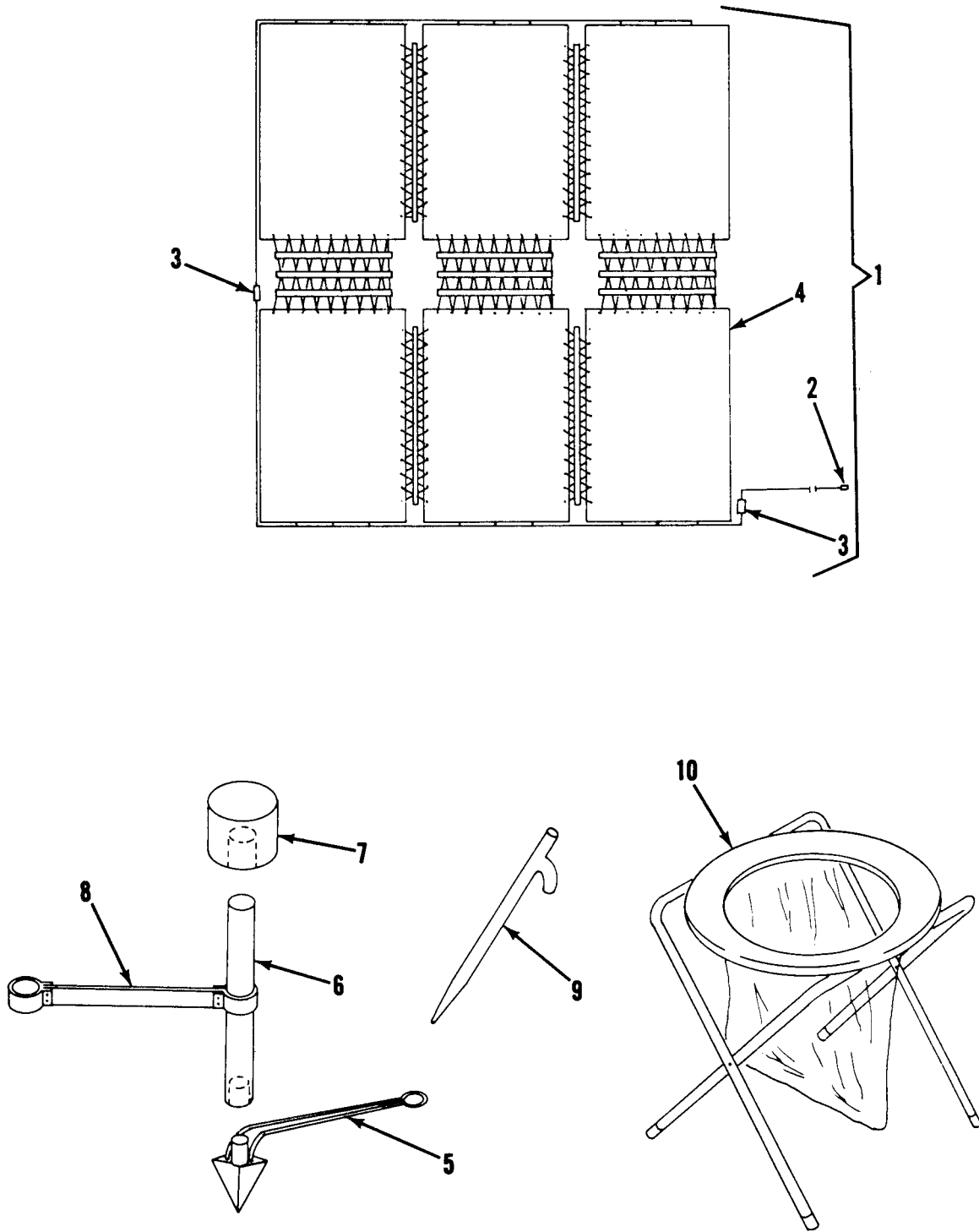


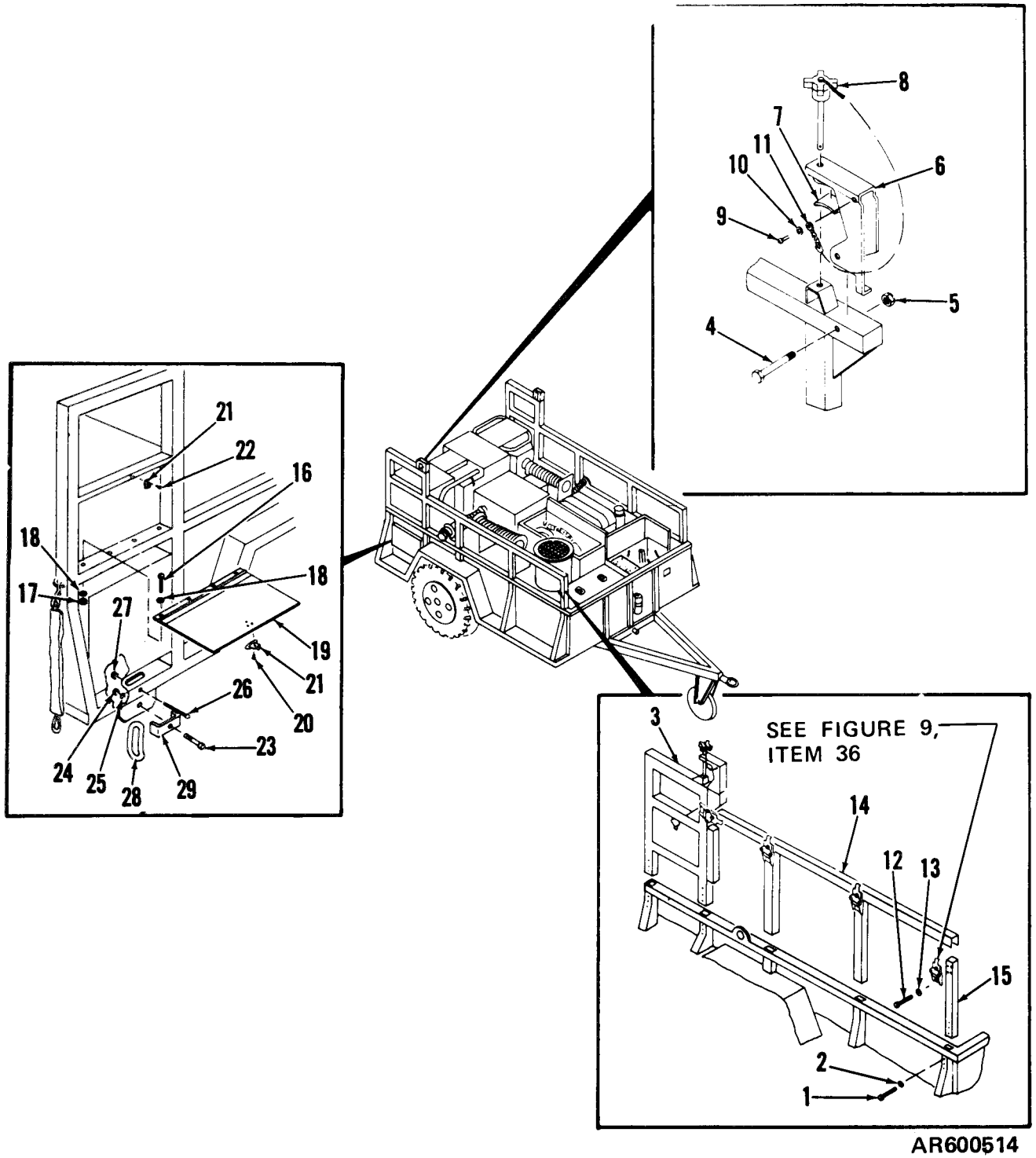
Figure 20. Auxiliary control-indicator.

AR600512



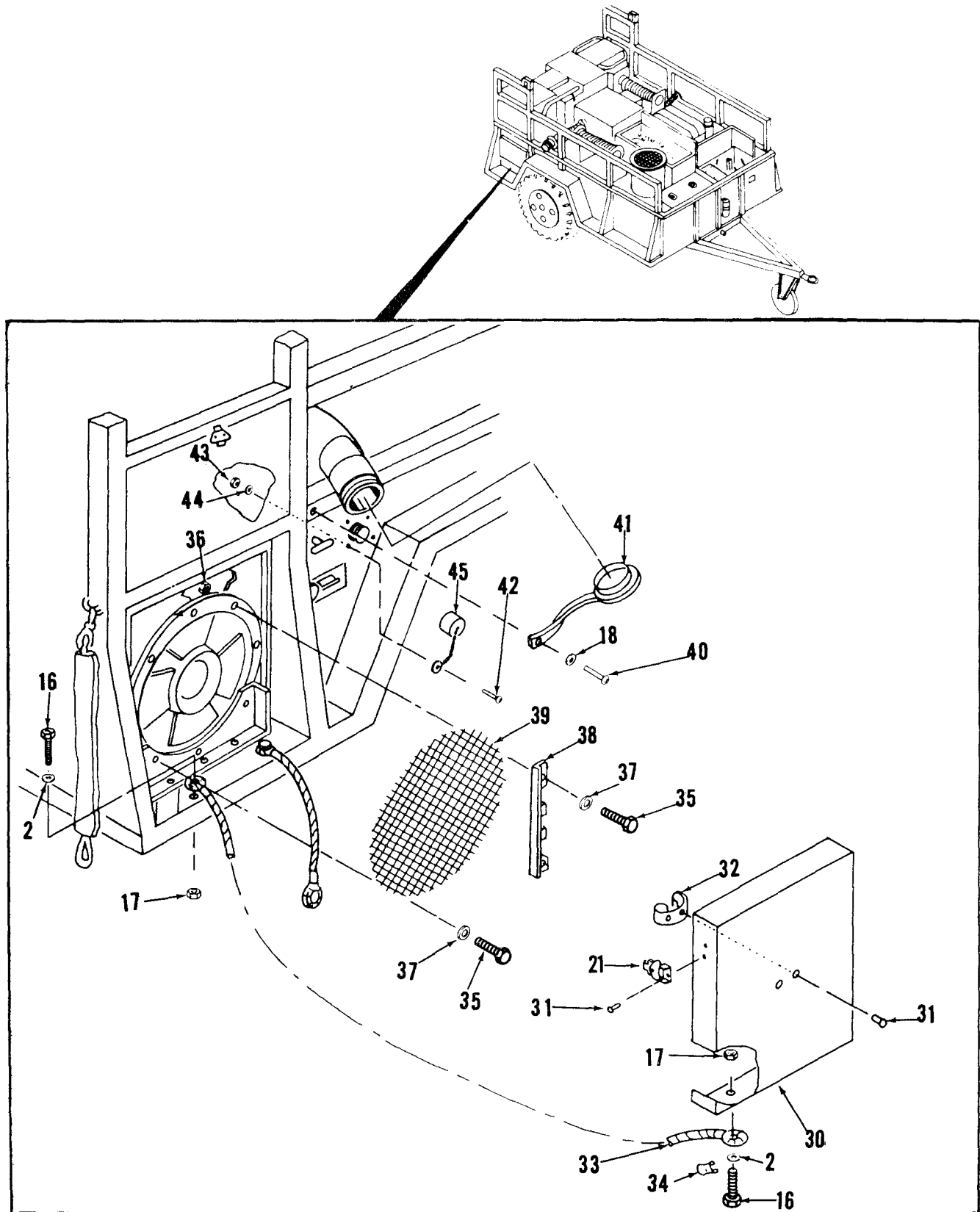
AR600513

Figure 21. Arctic blanket and shelter system accessories.



AR600514

Figure 22. ① Right trailer rack and covers (sheet 1 of 2 ).



AR600514

Figure 22. ② Right trailer rack and covers (sheet 2 of 2 ).



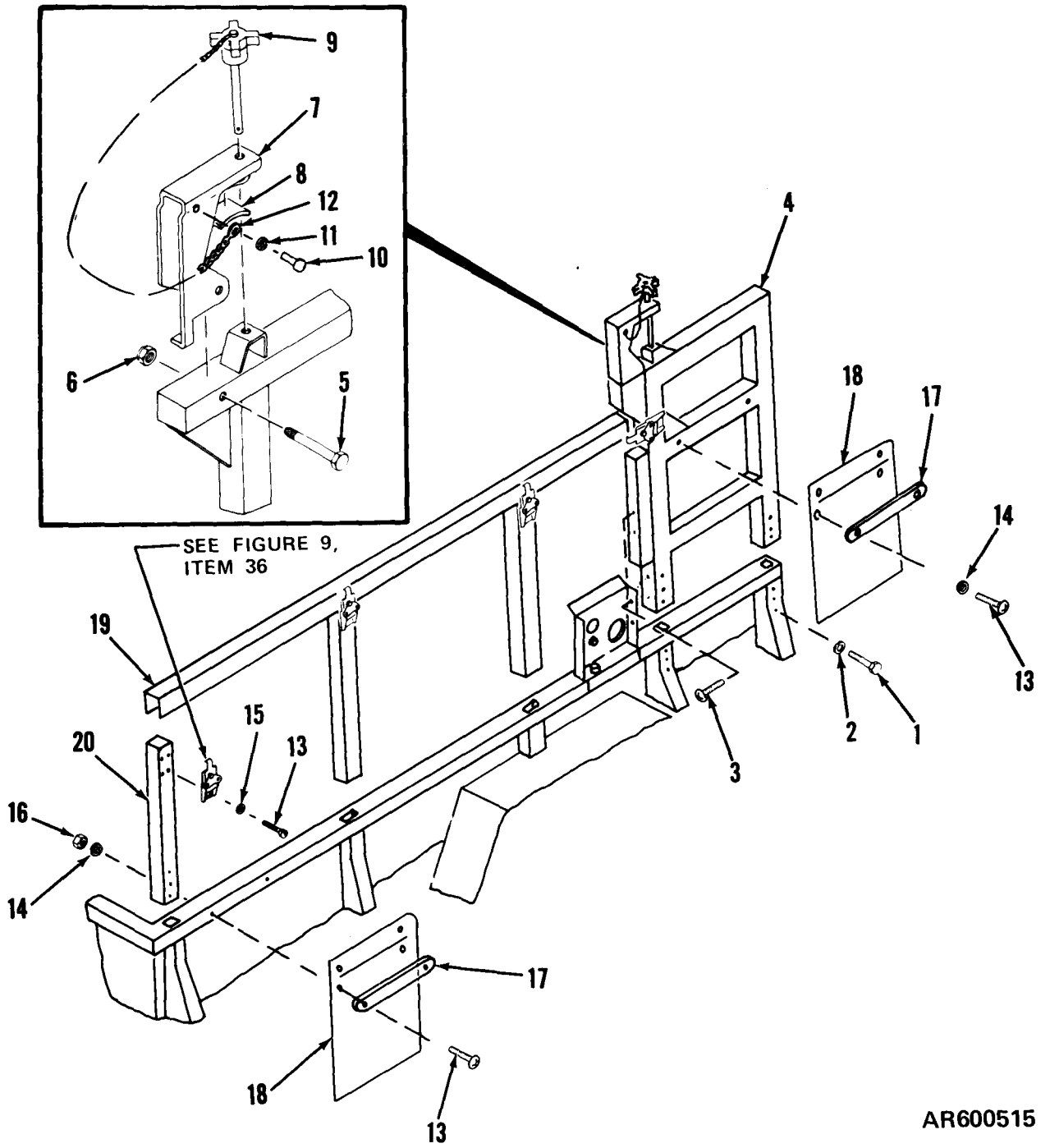
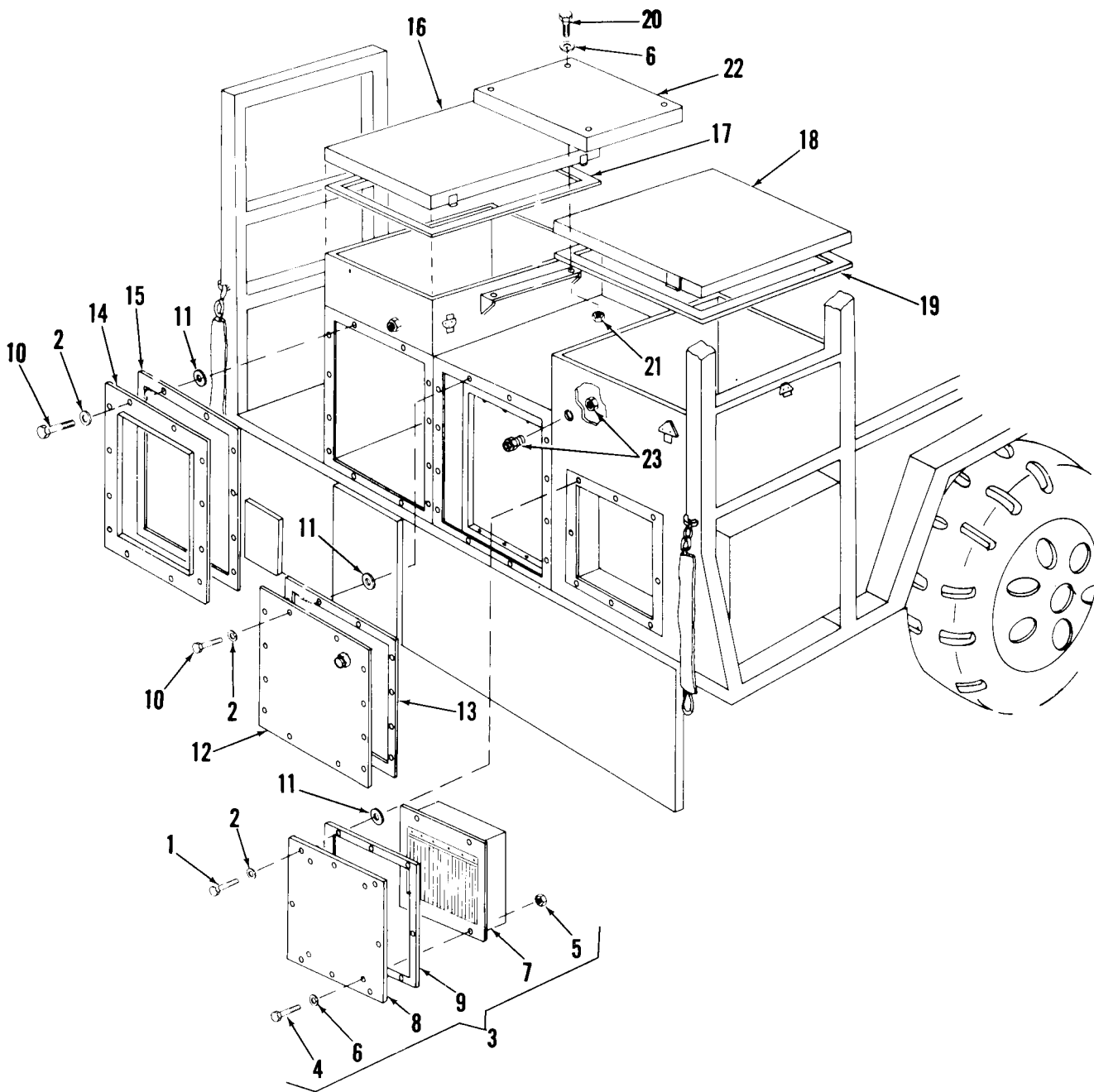
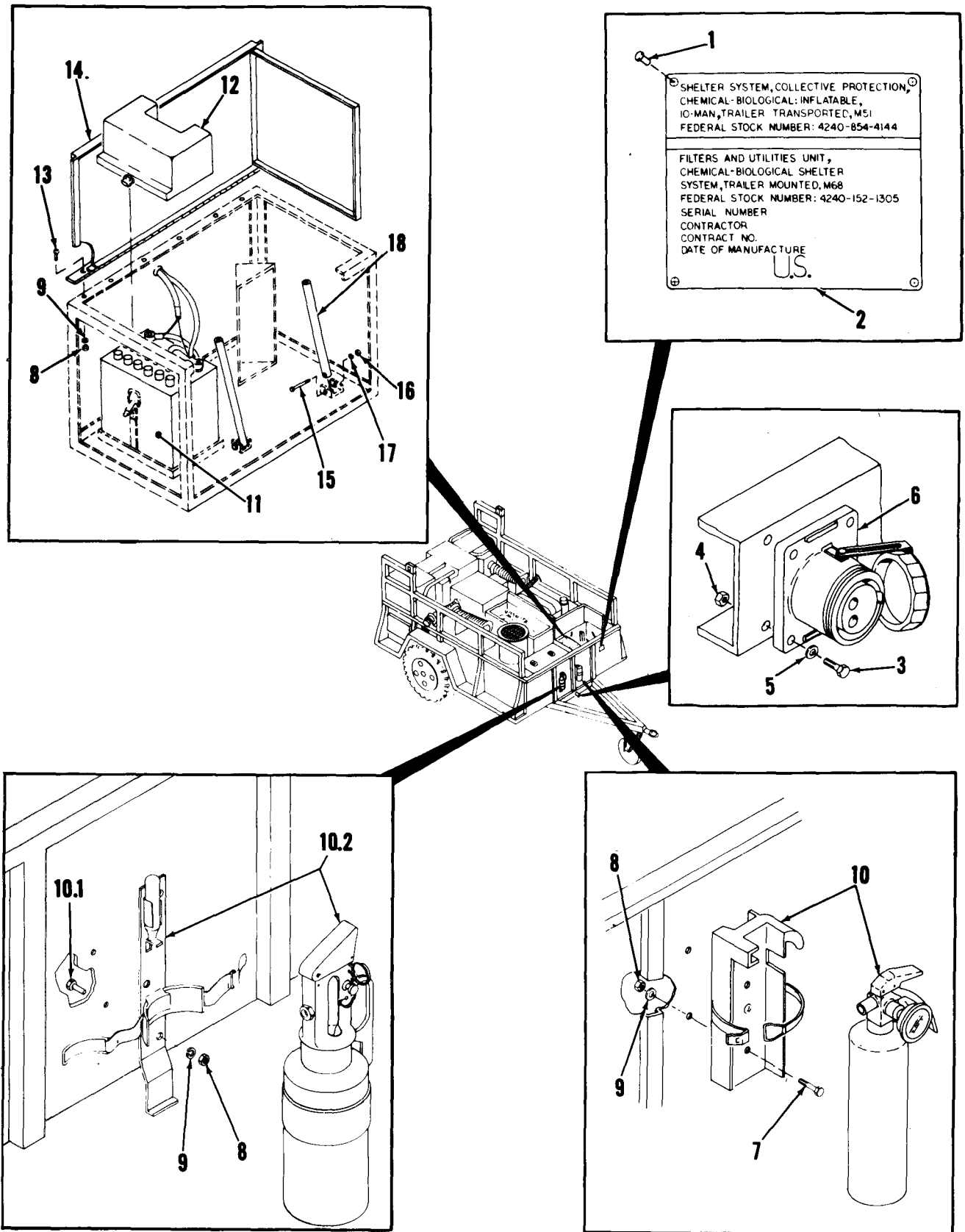


Figure 23. Left trailer rack and tool pouches.



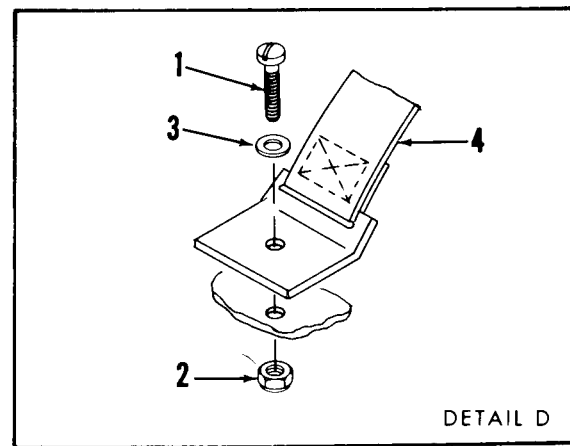
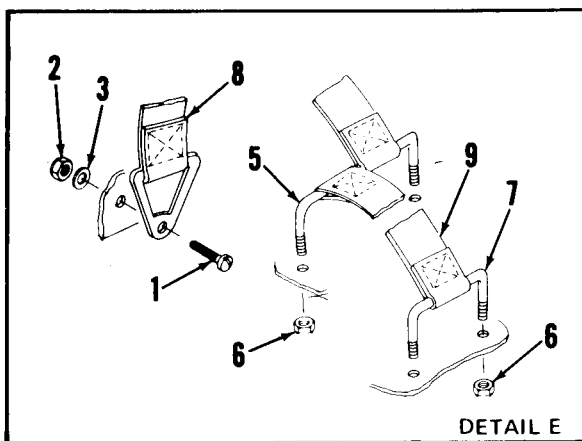
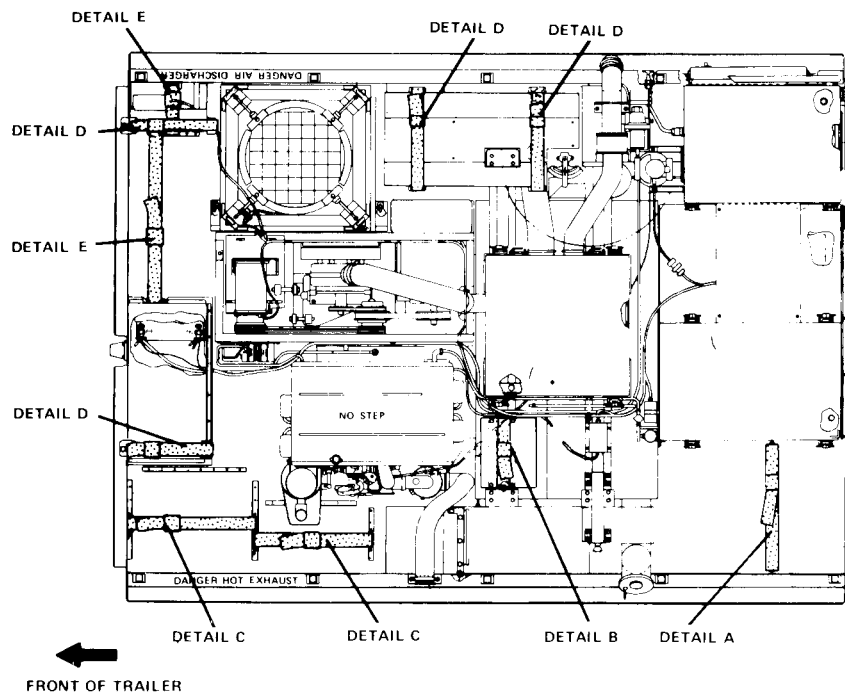
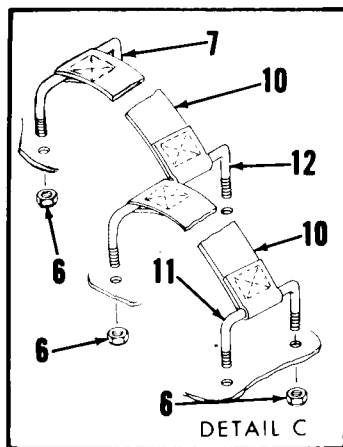
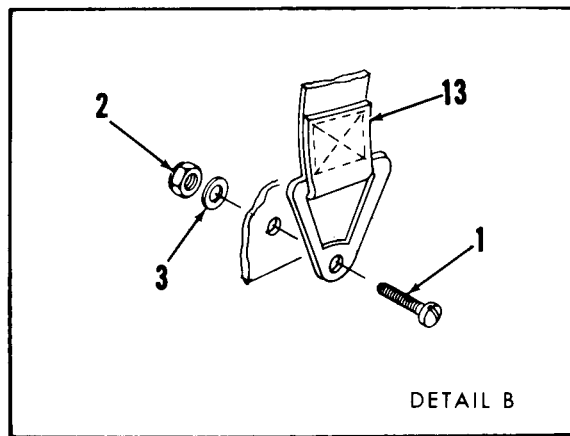
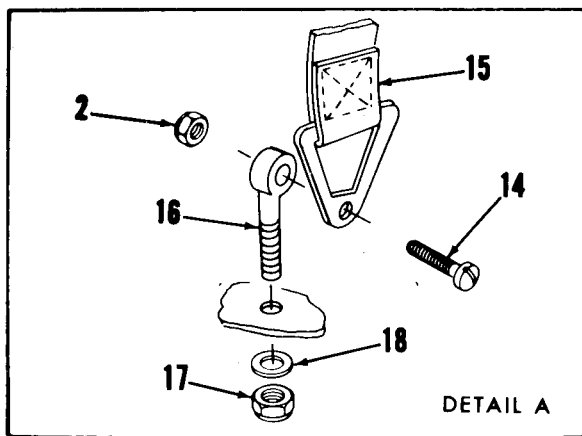
AR600517

Figure 24. Access covers and power supply.



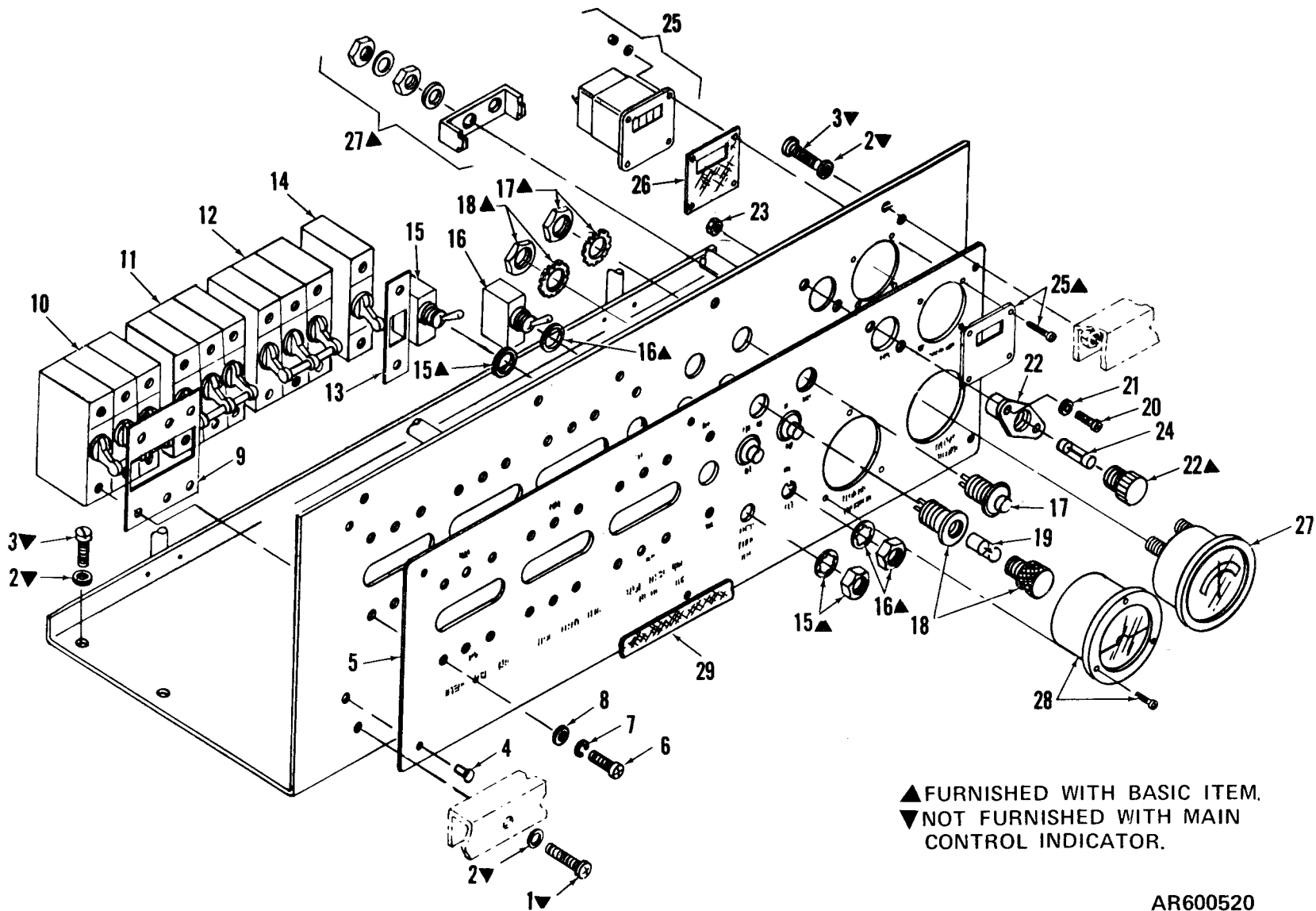
AR600518

Figure 25. Battery, fire extinguisher, decontaminating apparatus, and trailer receptacle.



AR600519

Figure 26. Strap assemblies.



AR600520

Figure 27. Main control-indicator (front view).



**LEGEND**

CODE	CONNECTS TO
A	AUXILIARY CONTROL-INDICATOR
B	EVAPORATOR FAN
C	EVACUATION FAN
D	RFI FILTER
E	RECEPTACLE CONNECTOR (SLAVE)
F	ENGINE STARTER

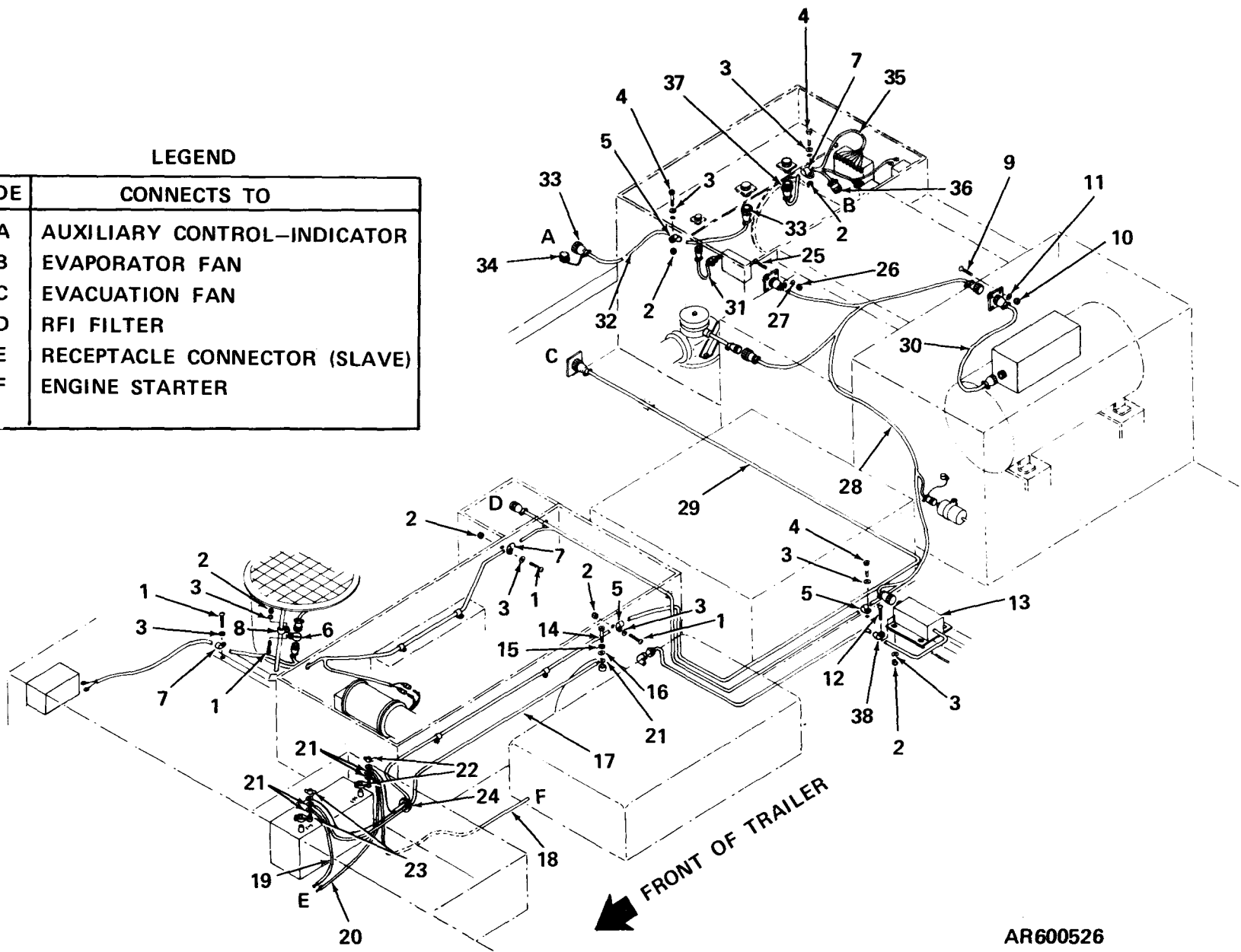


Figure 29. Electrical wiring.

AR600526

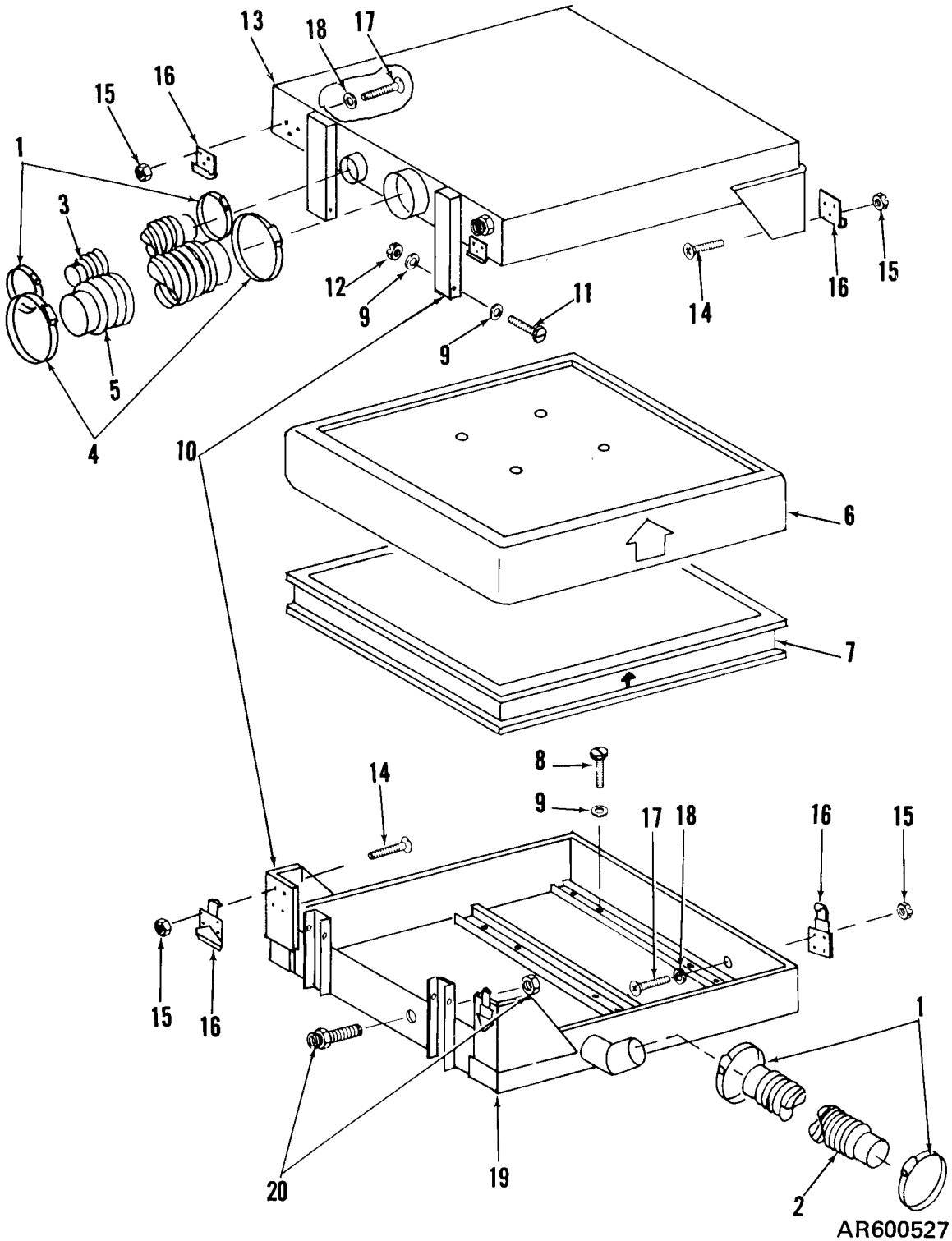
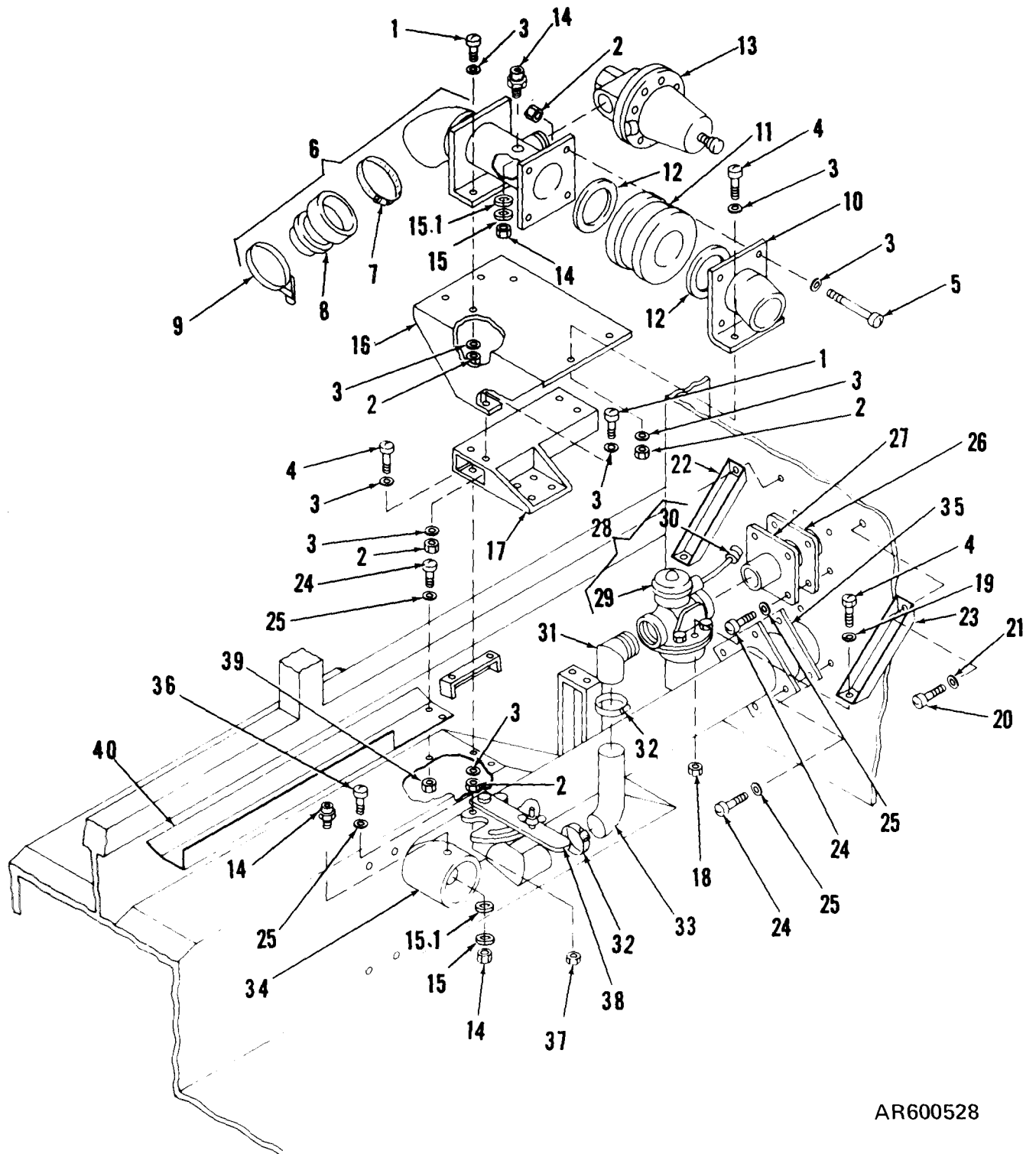


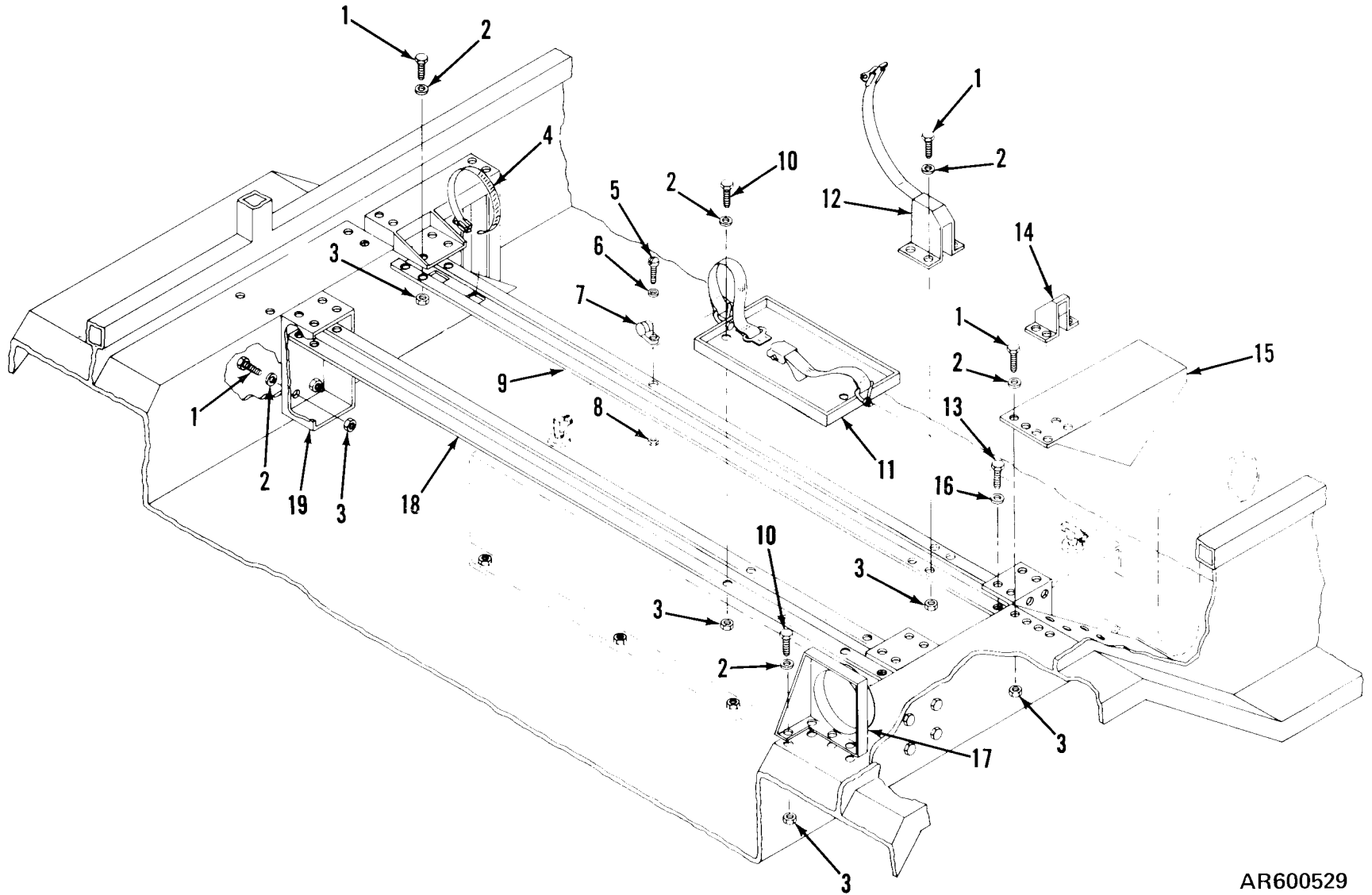
Figure 30. Gas-particulate filter assembly.





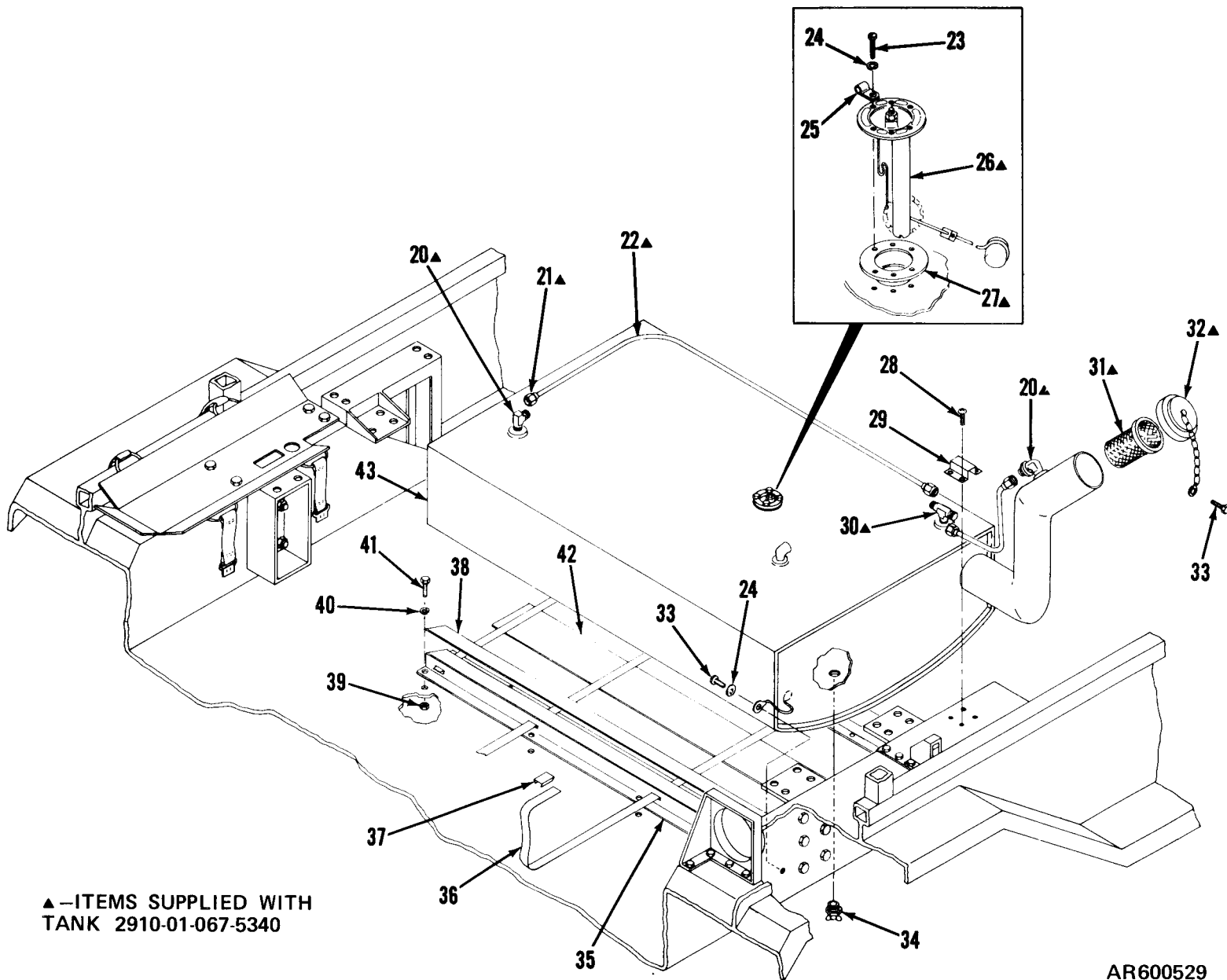
AR600528

Figure 31. Air ducts, valving, and relating components.



AR600529

Figure 32. Fuel tank installation (Sheet 1 of 2).



▲—ITEMS SUPPLIED WITH  
TANK 2910-01-067-5340

Figure 32. Fuel tank installation (Sheet 2 of 2).

AR600529

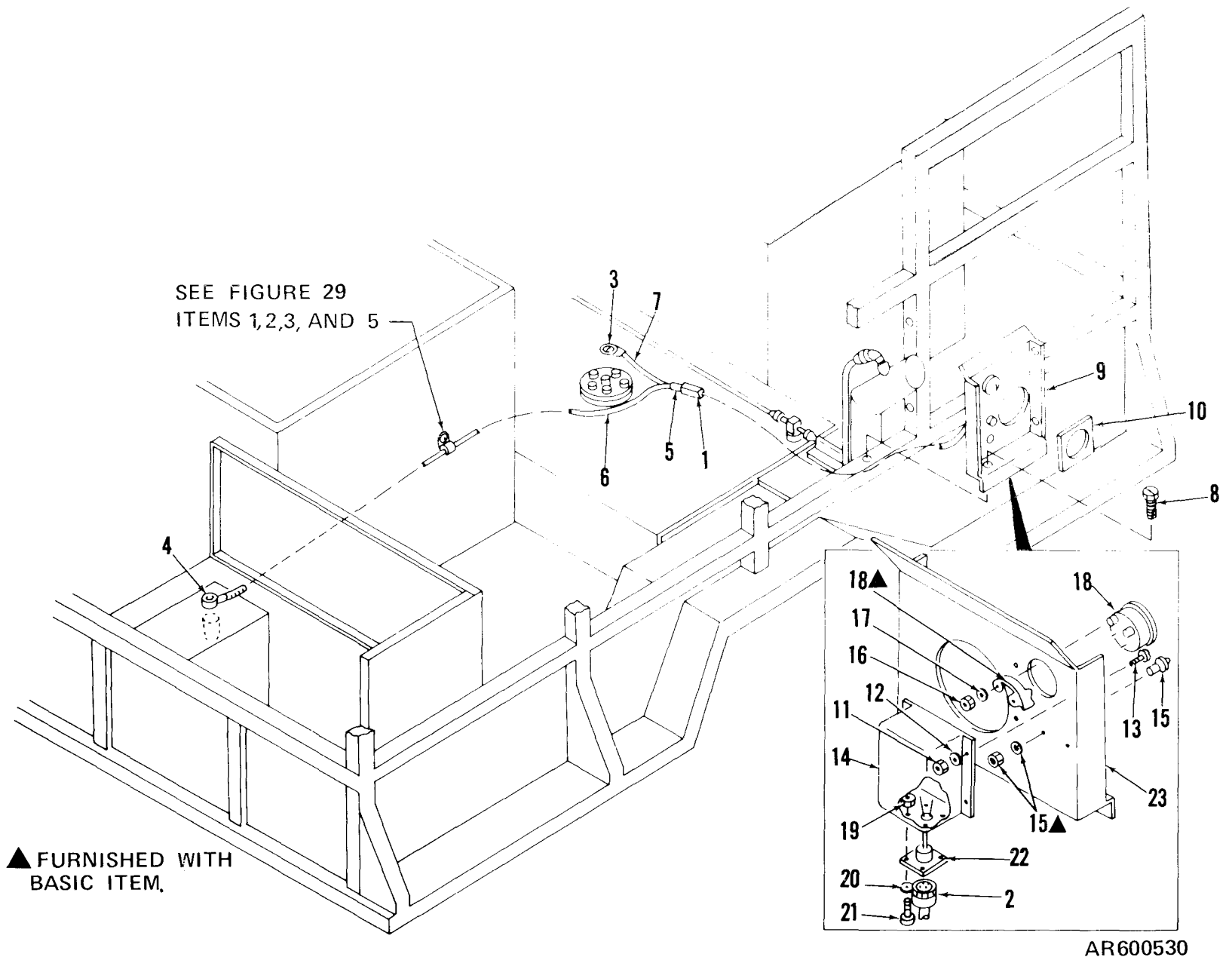


Figure 33. Fuel gage.

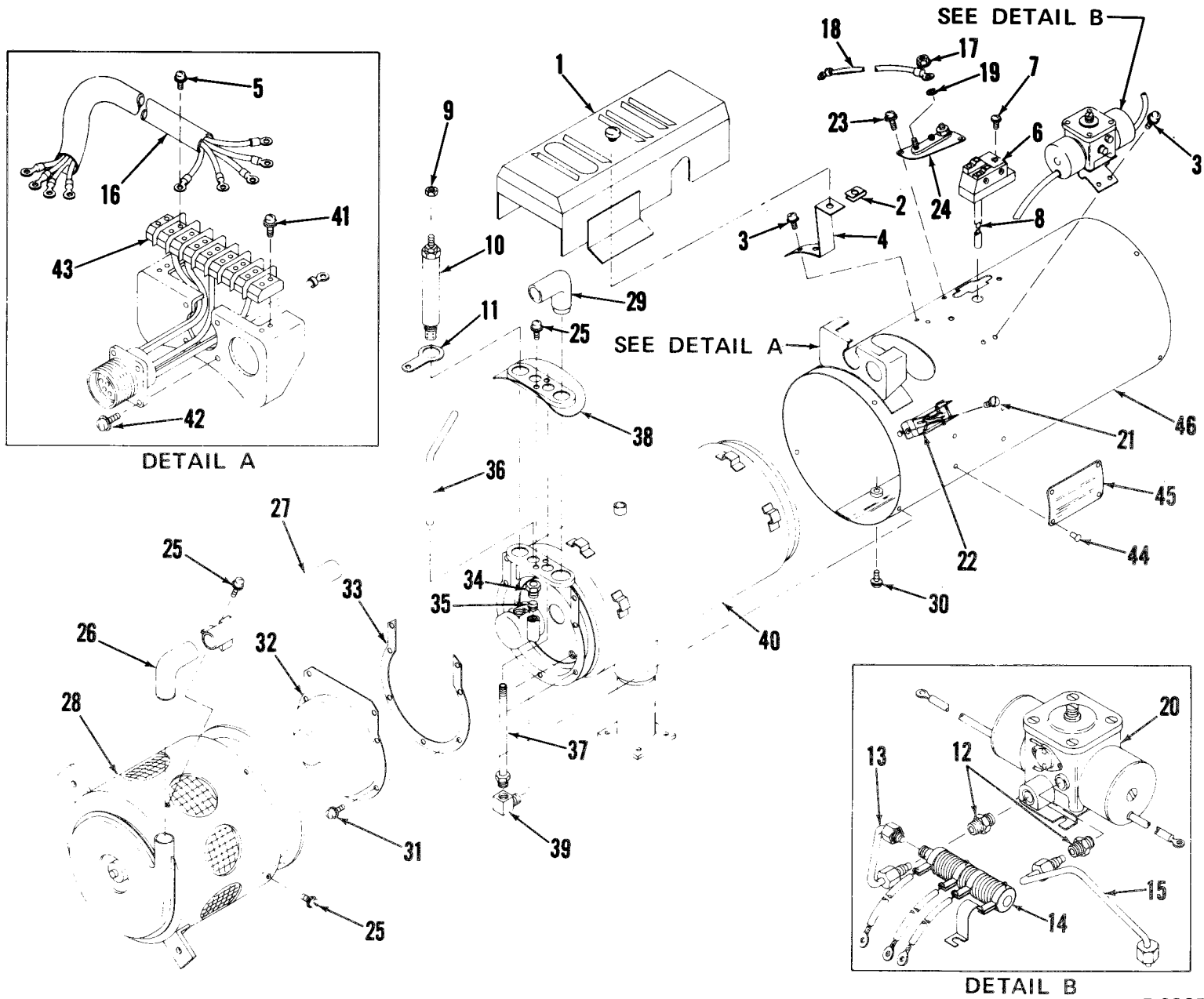
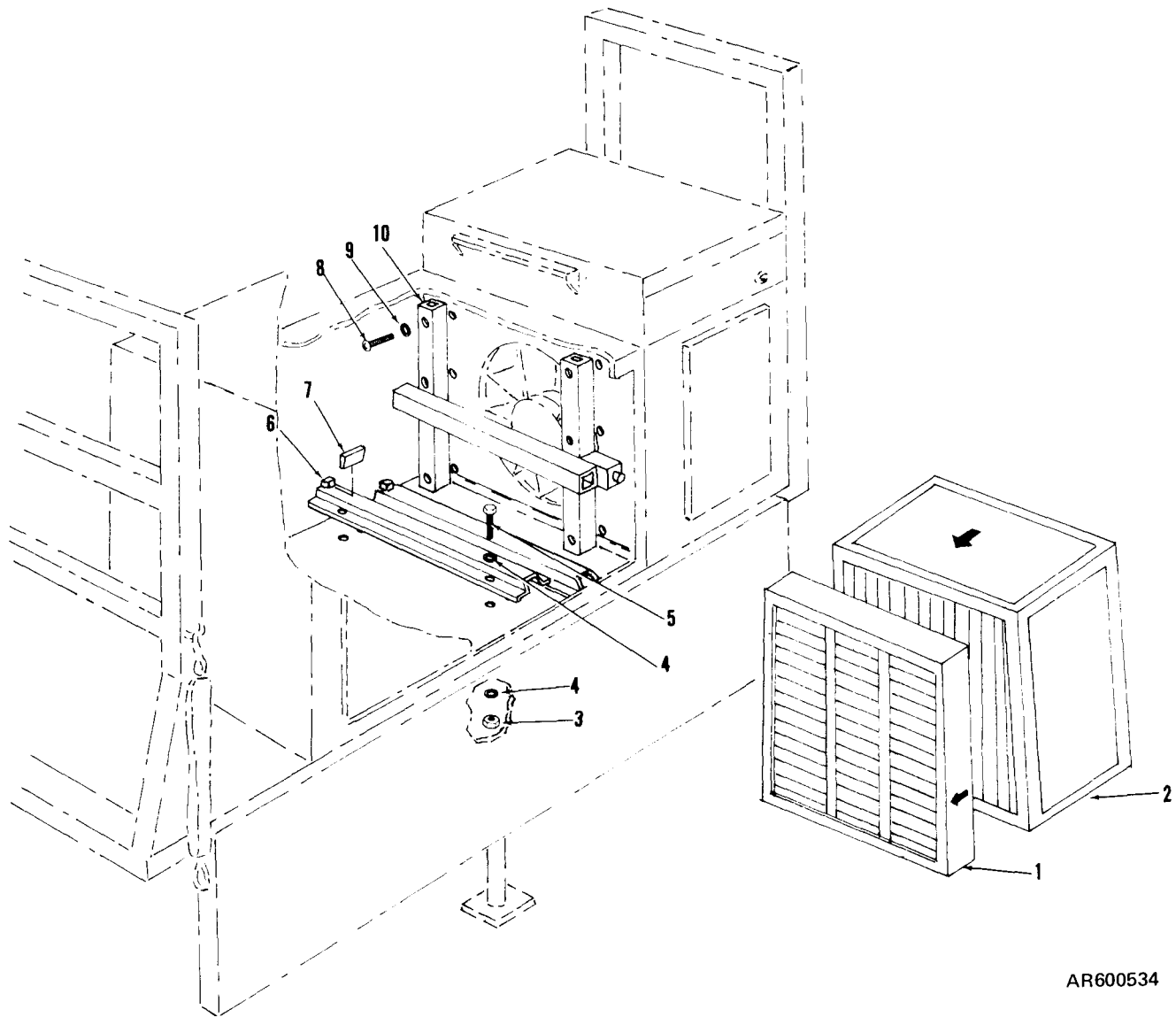
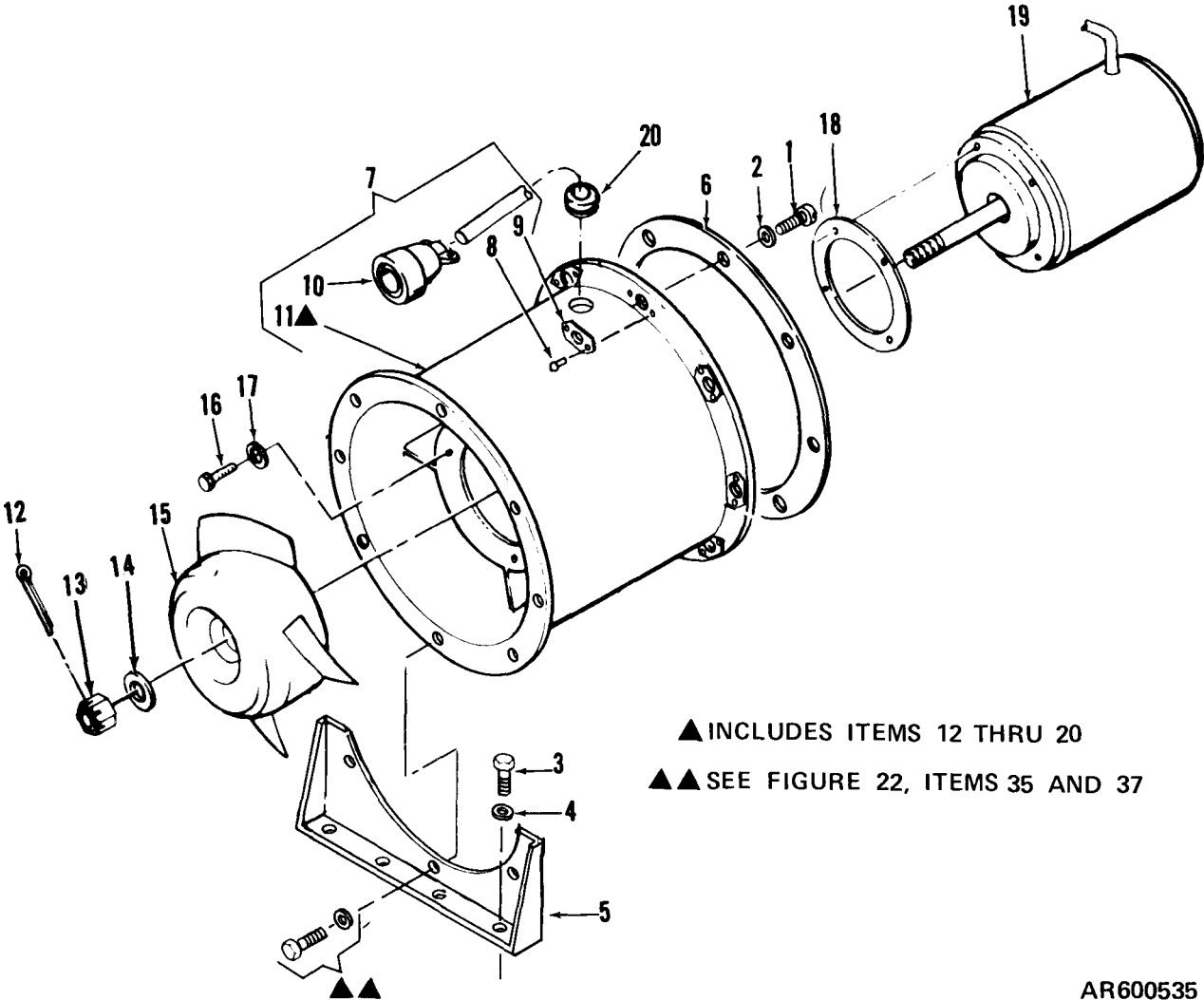


Figure 33A. Space heater assembly.



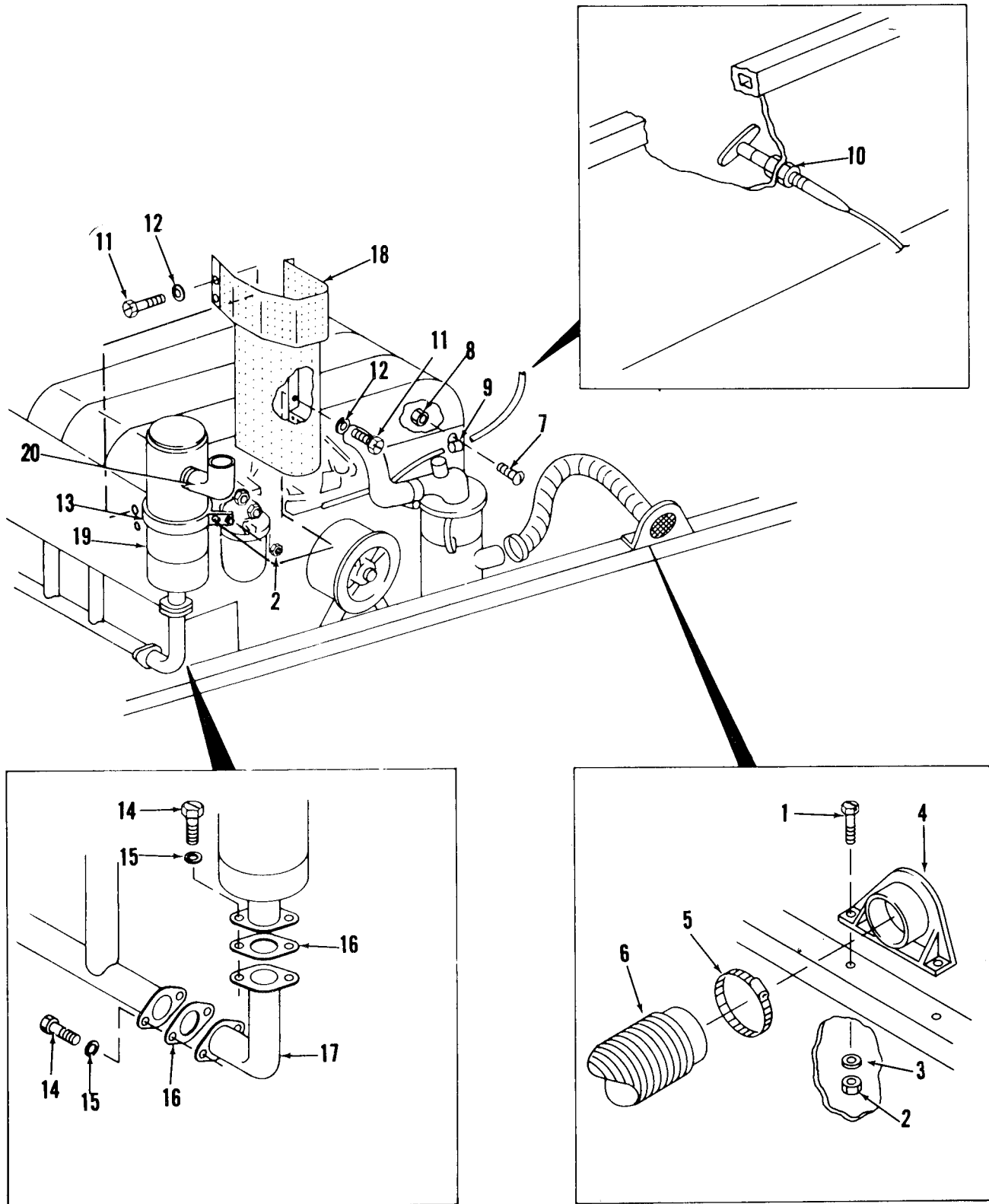
AR600534

Figure 34. Air recirculation filter.



AR600535

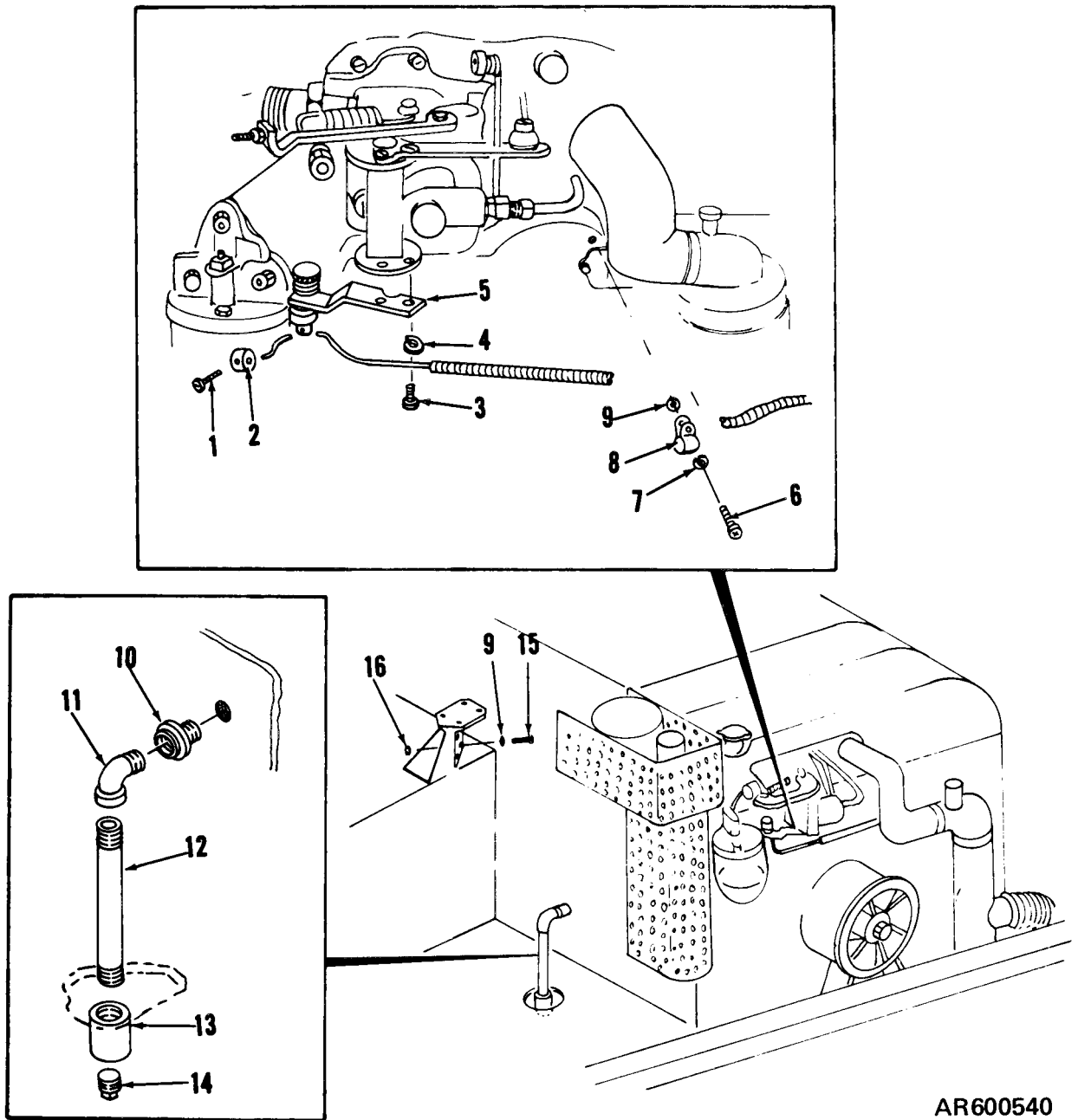
Figure 35. Evaporator vaneaxial fan.



AR600539

Figure 36. Engine air intake, throttle, and exhaust.





AR600540

Figure 37. Engine controls and drain.

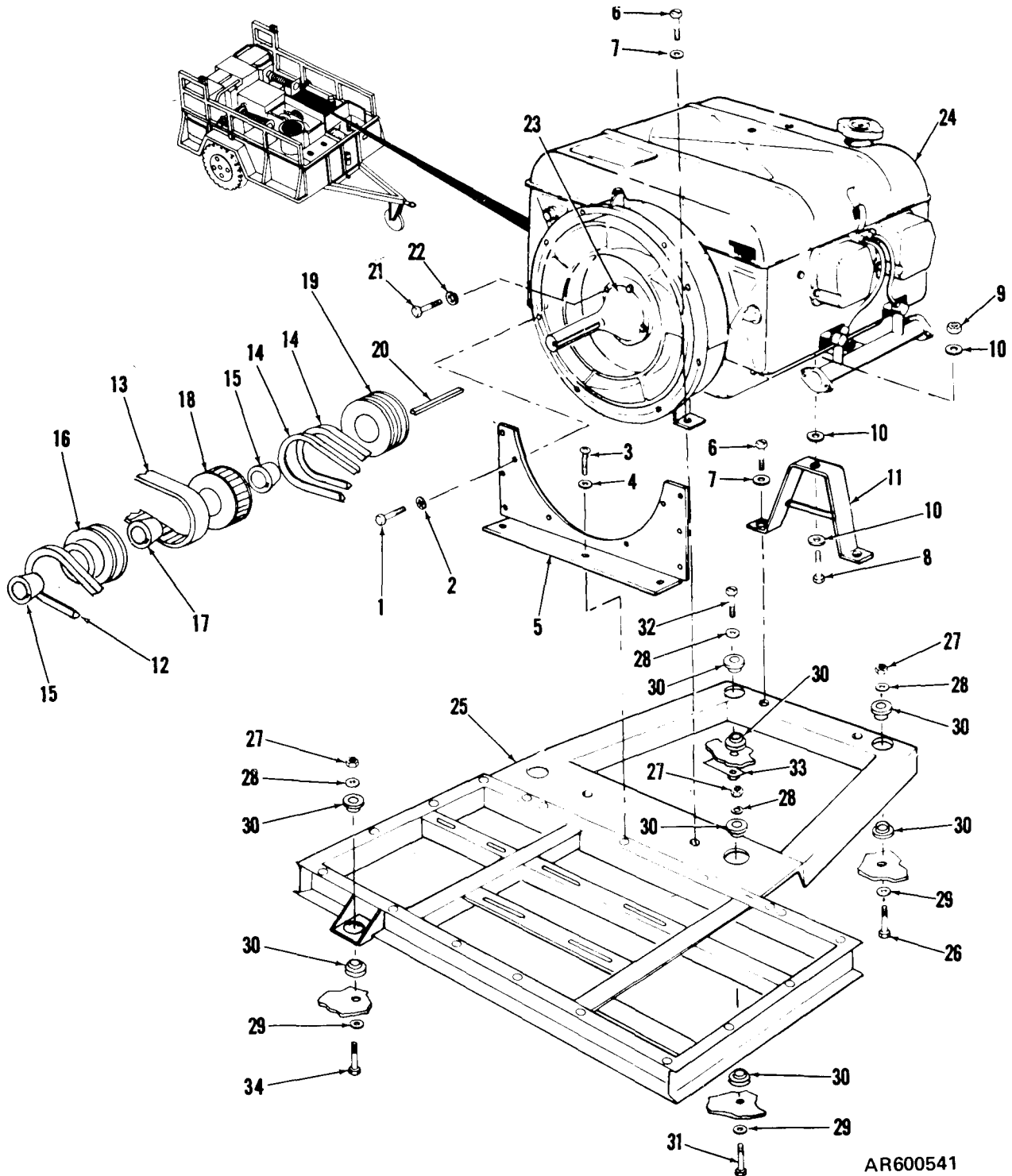


Figure 38. Engine, drive components, and pallet.

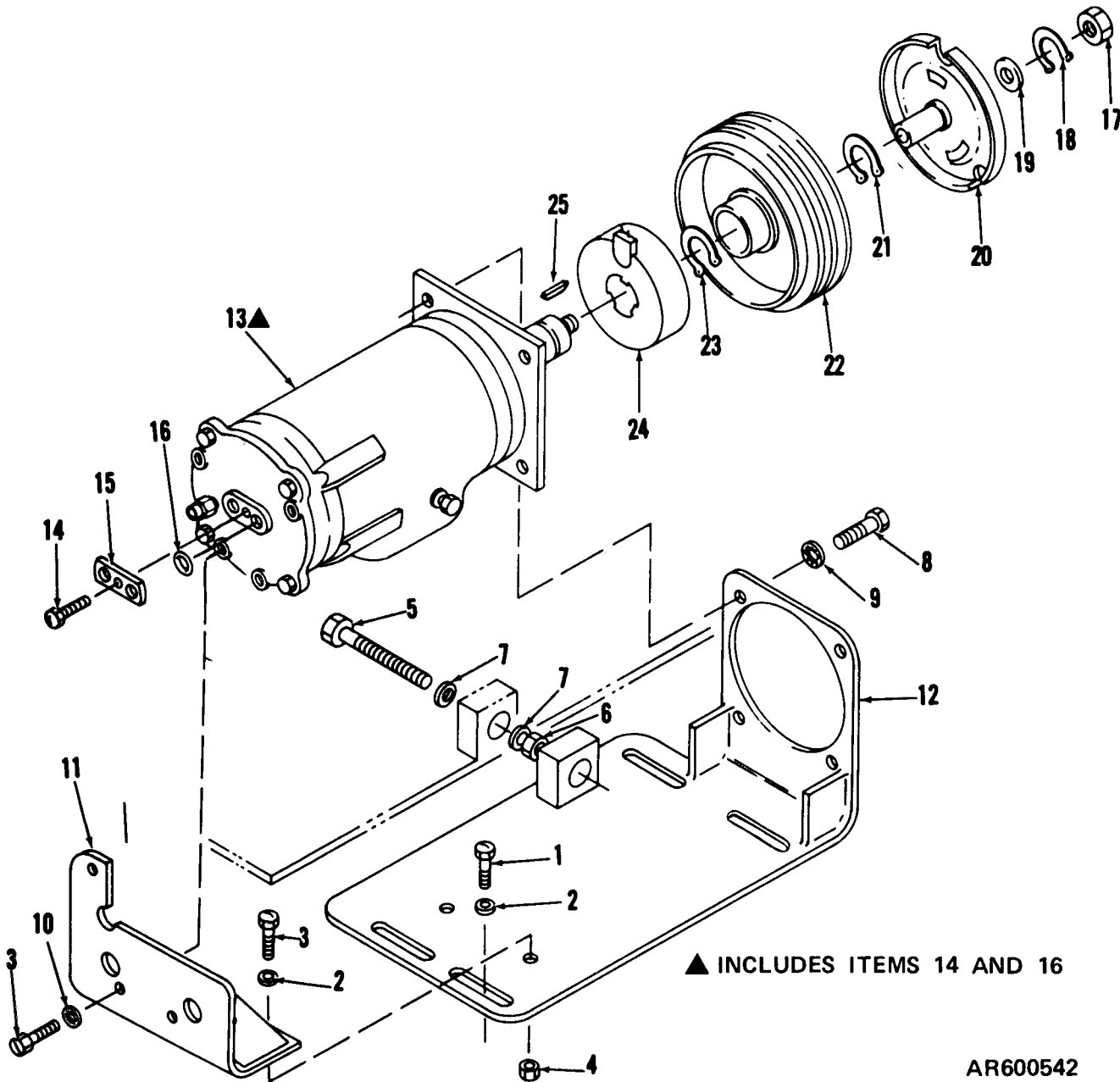
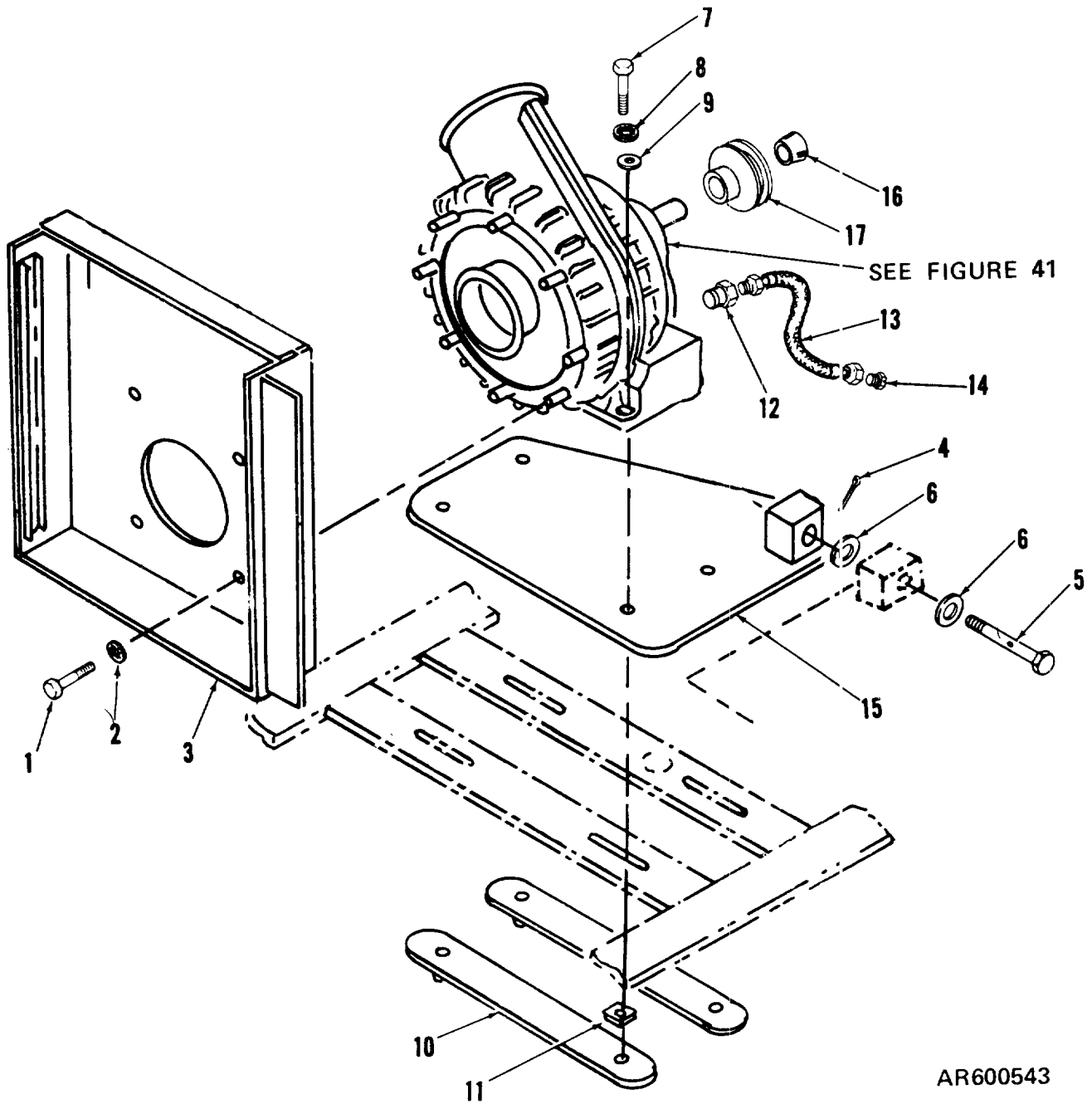
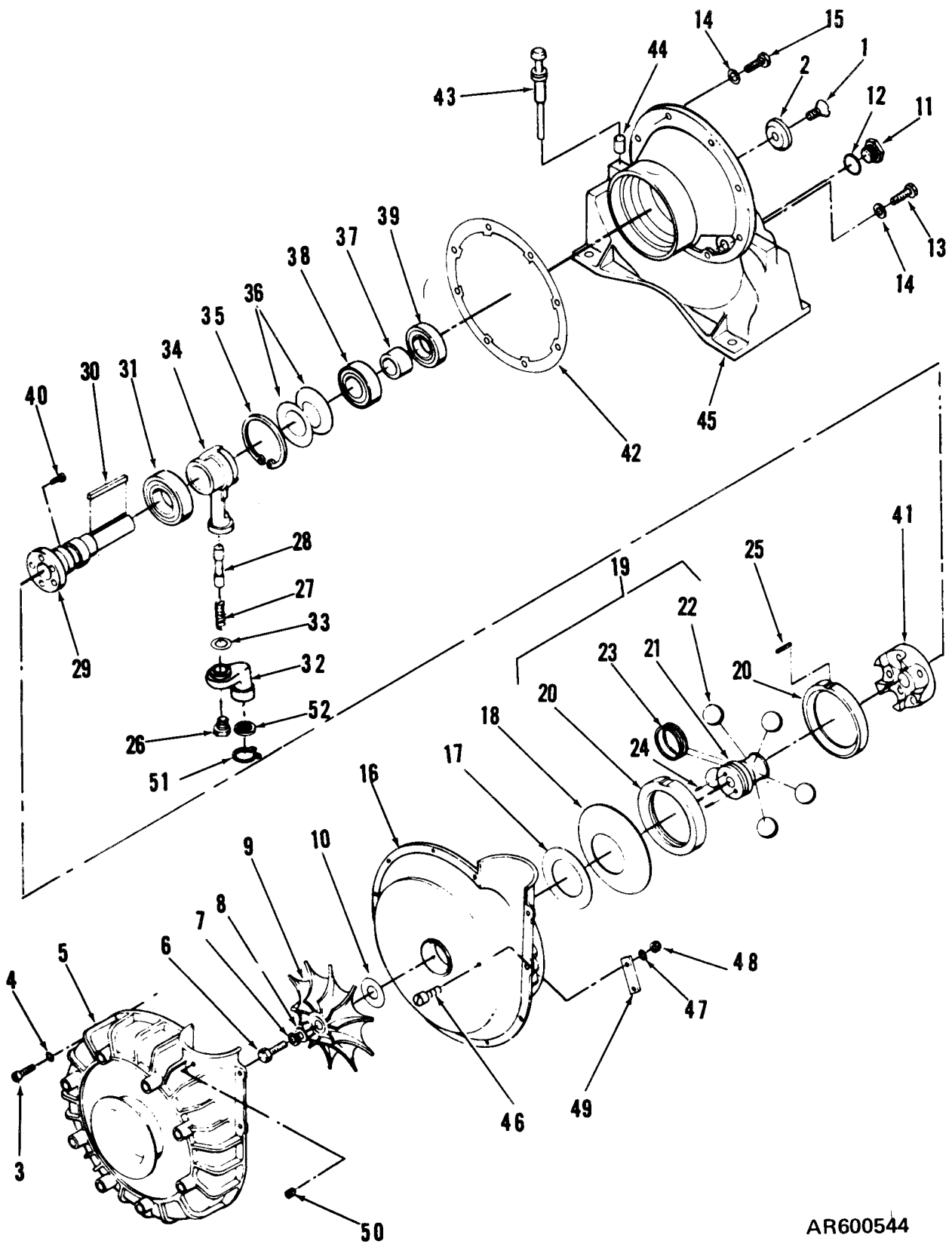


Figure 39. Refrigerant compressor.



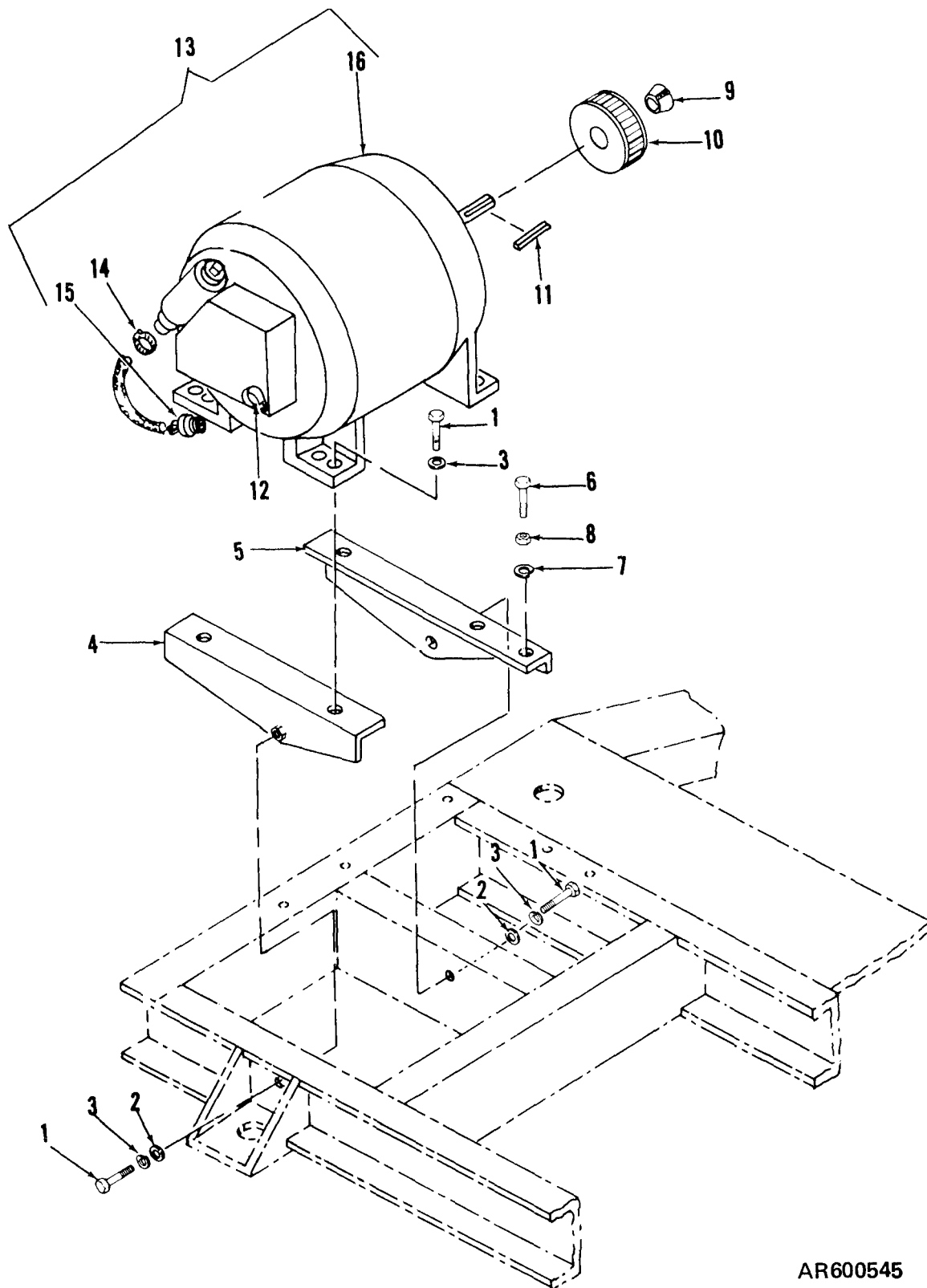
AR600543

Figure 40. Centrifugal blower, plenum, and mounting plate.



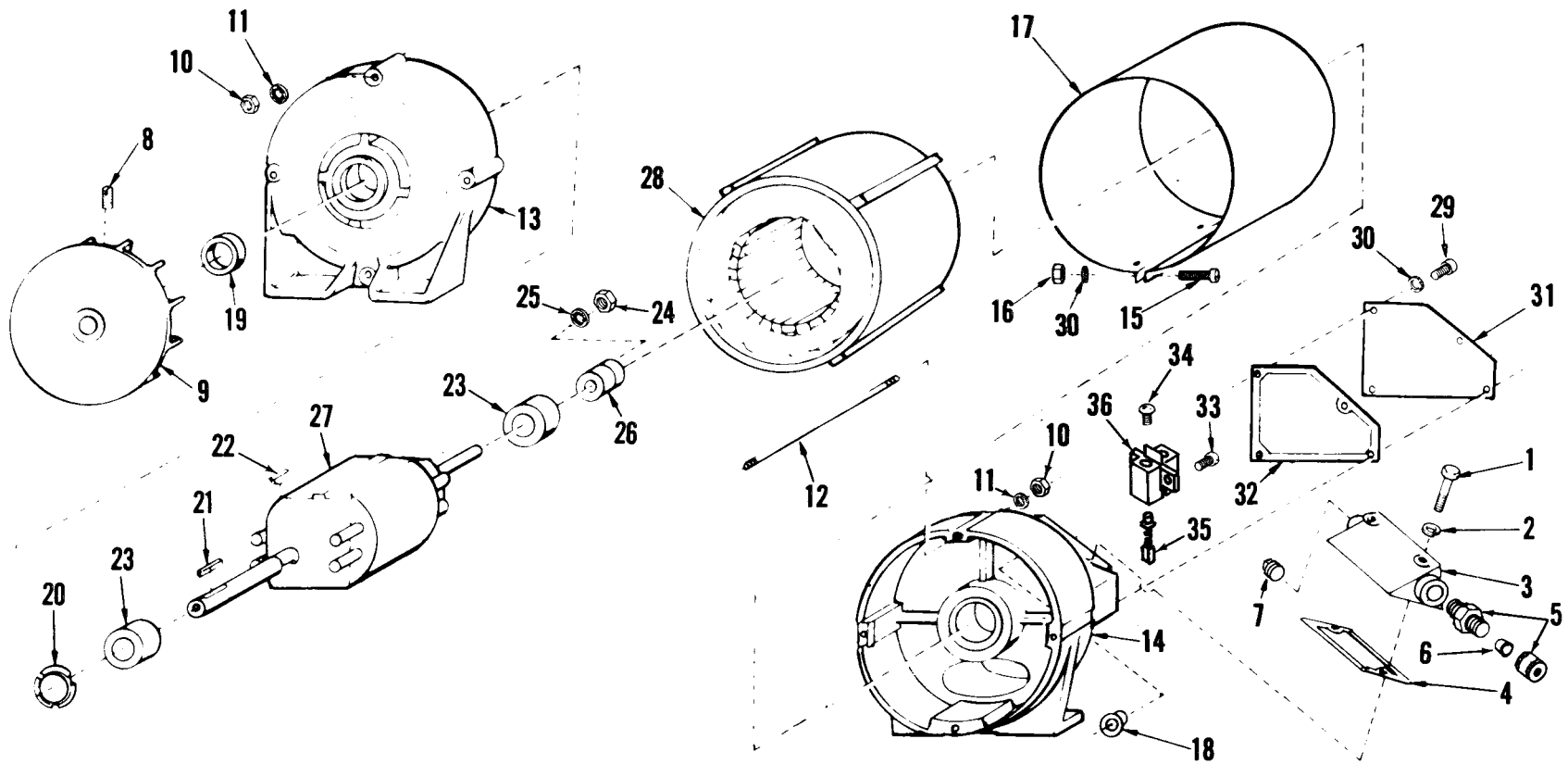
AR600544

Figure 41. Centrifugal blower (exploded view).



AR600545

Figure 42. Generator and mounting hardware.



AR600546

Figure 43. Generator (exploded view).

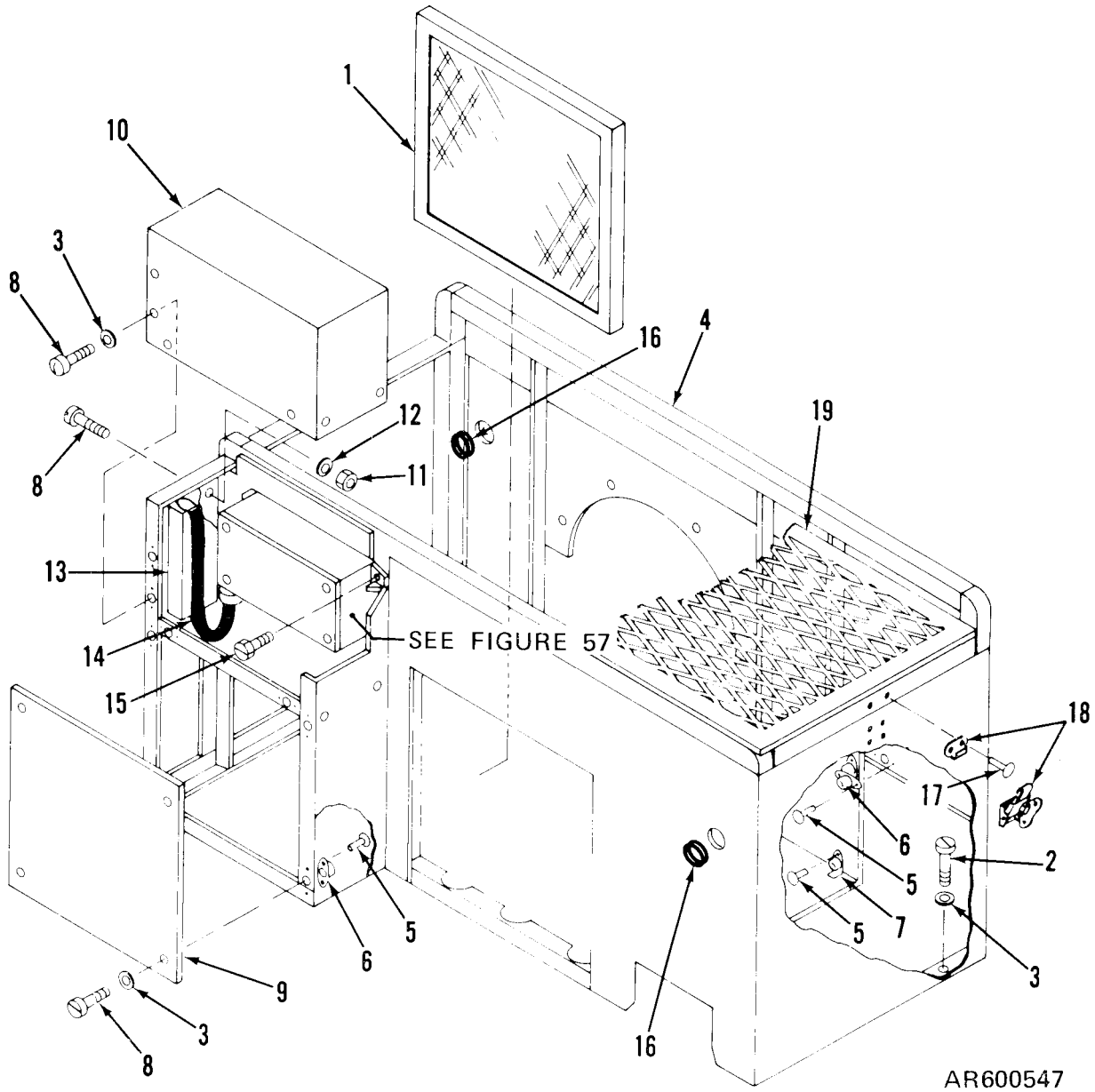
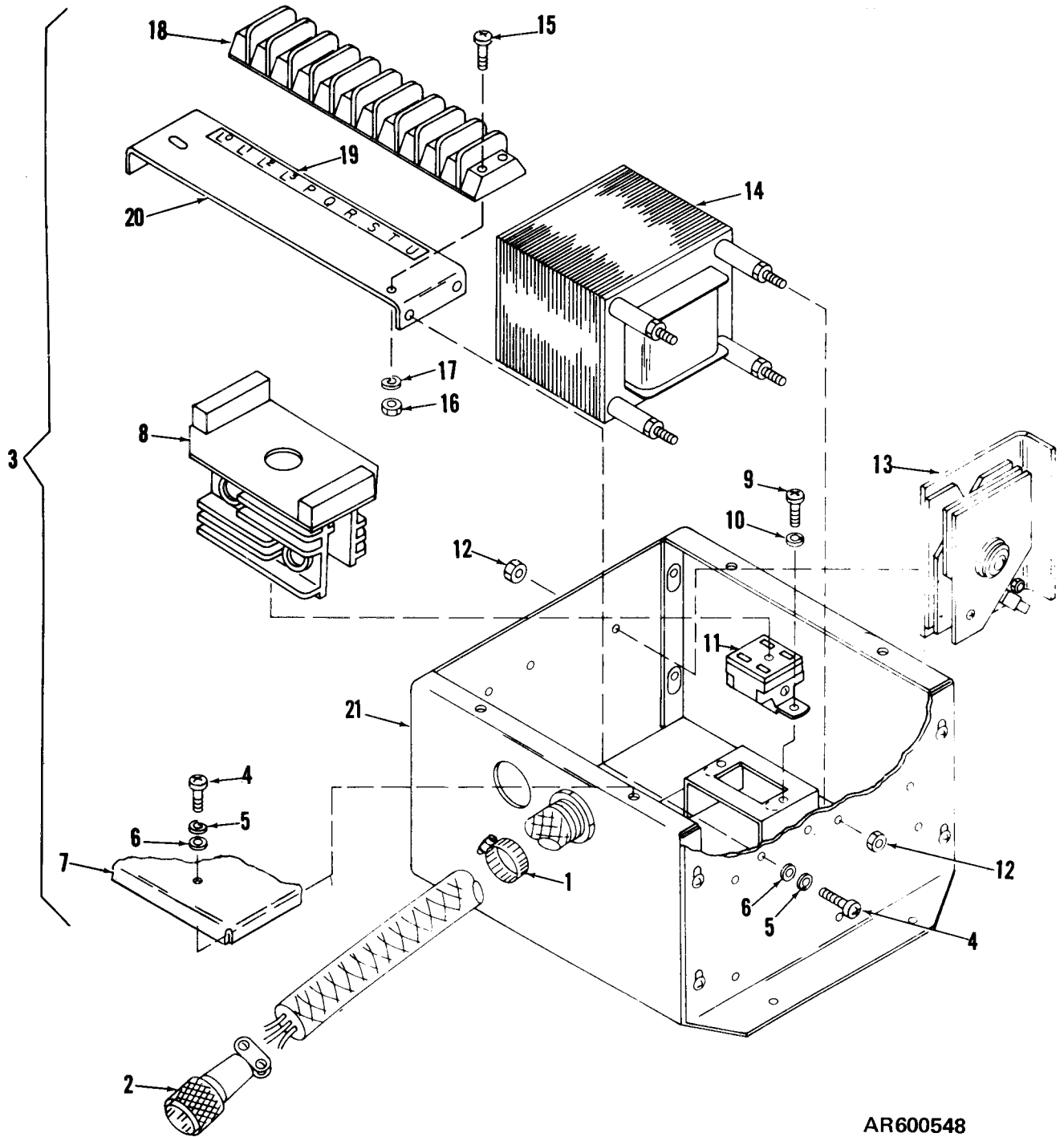


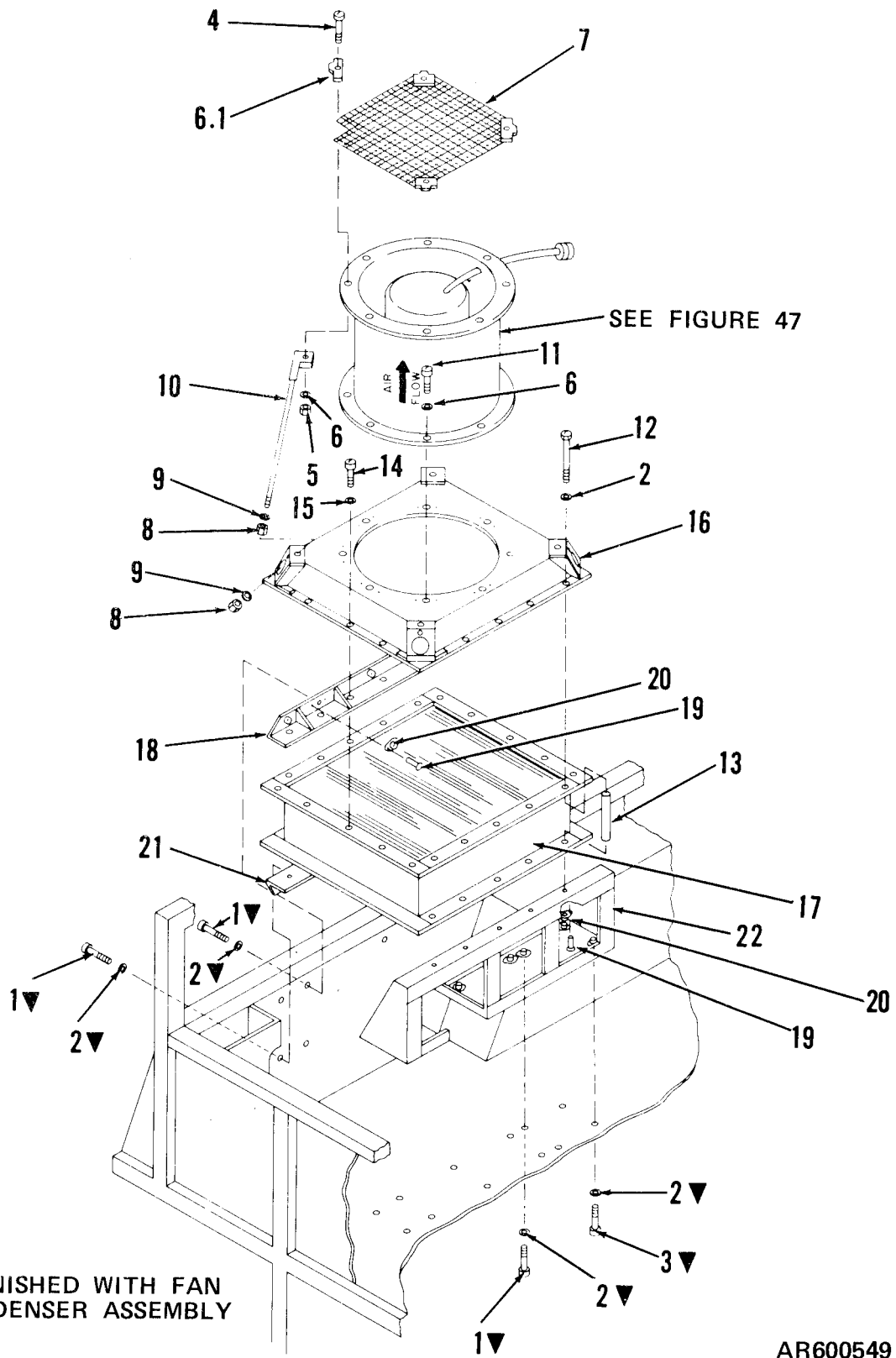
Figure 44. Soundproof enclosure.





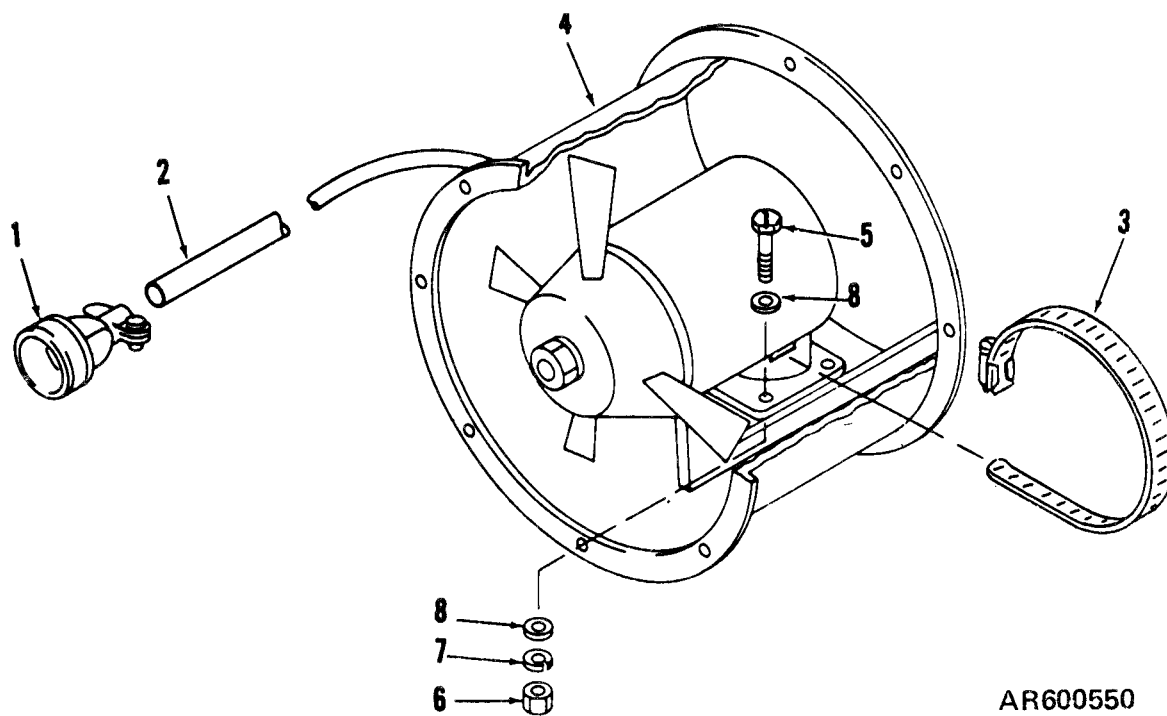
AR600548

Figure 45. Voltage regulator.



AR600549

Figure 46. Fan and condenser assembly.



AR600550

Figure 47. Condenser tube axial fan.

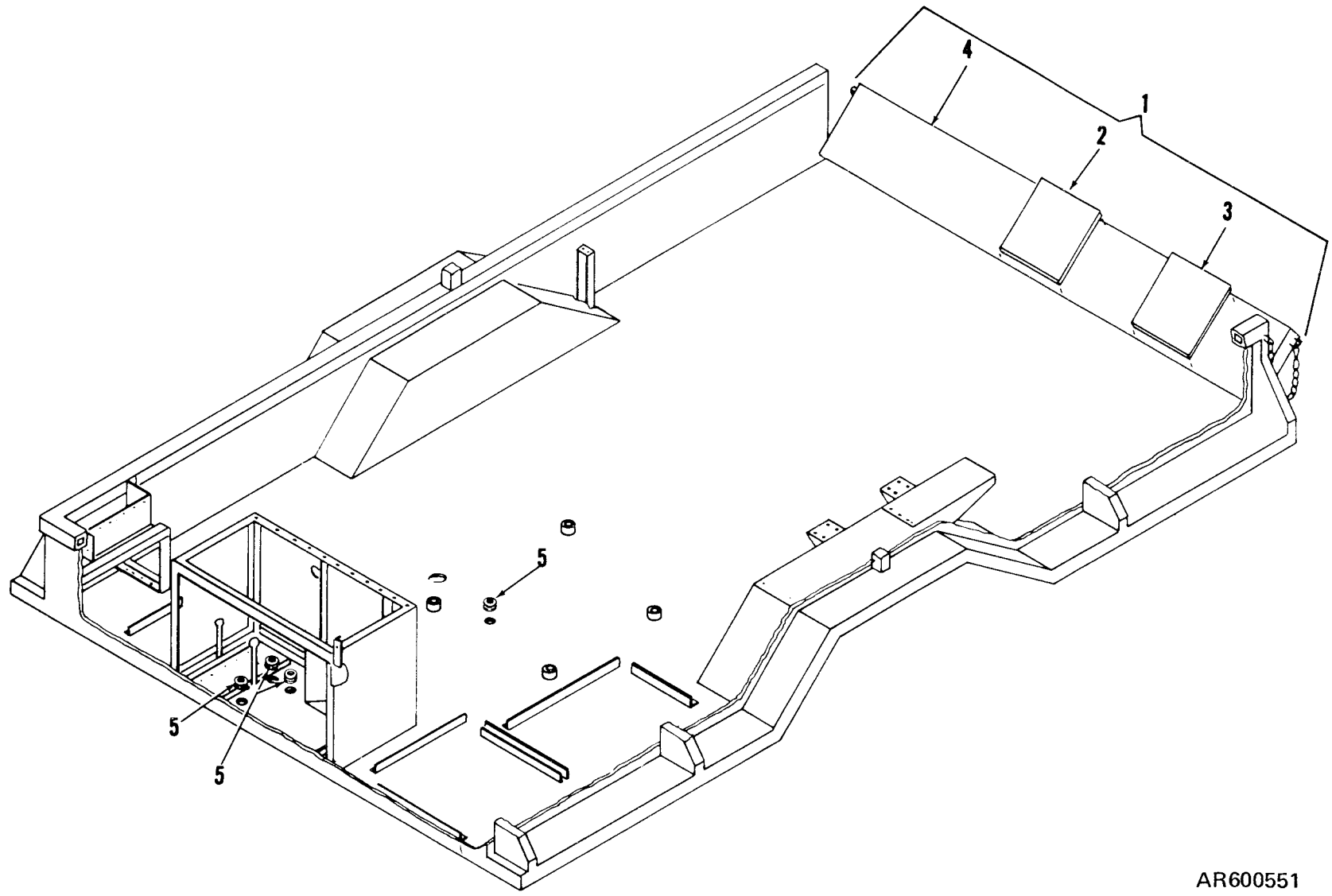


Figure 48. Modified cargo trailer body.

AR600551

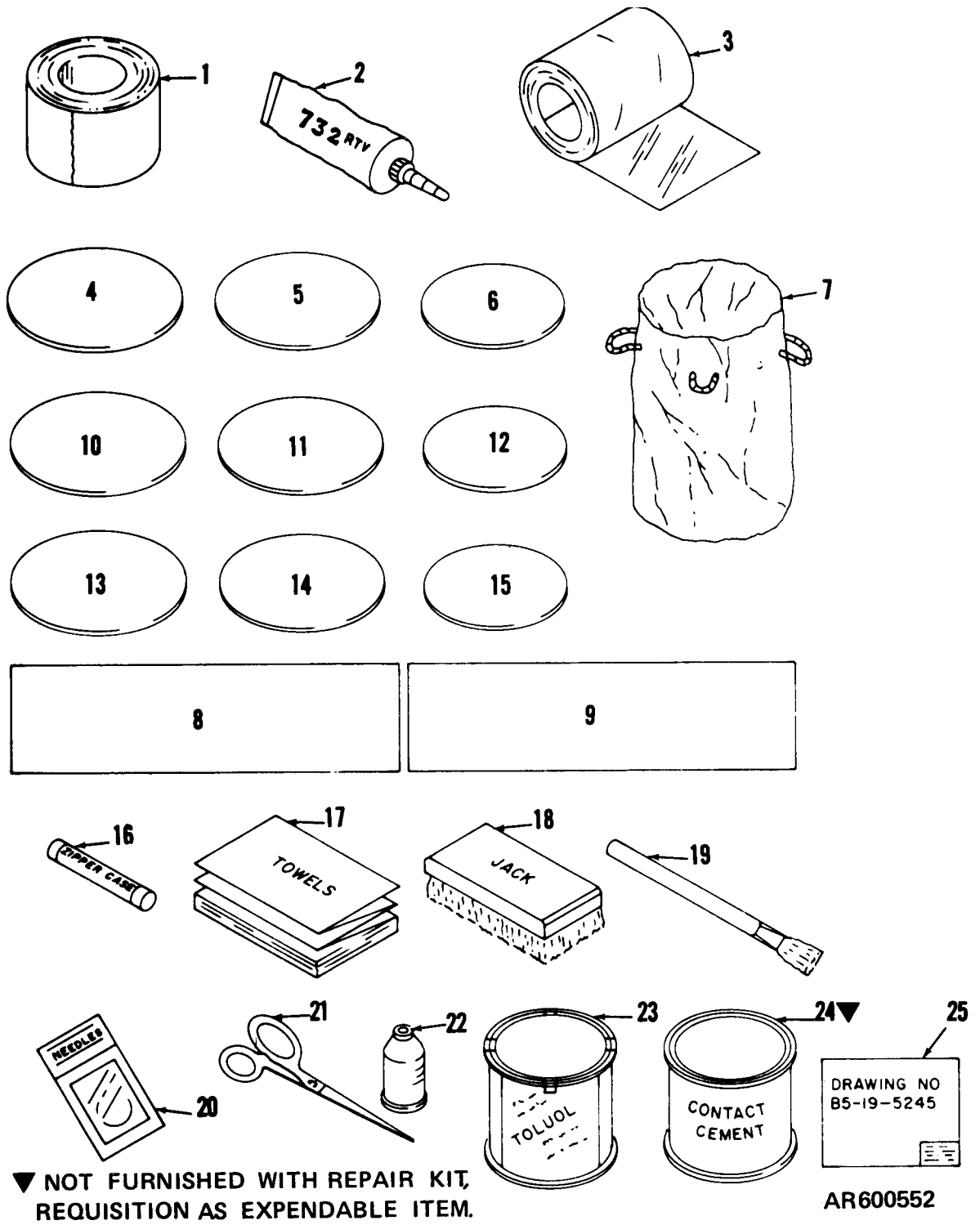


Figure 49. Repair kit.



Section IV NATIONAL STOCK NUMBER AND PART NUMBER INDEX

NATIONAL STOCK NUMBER	FIG. NO.	ITEM NO.	NATIONAL STOCK NUMBER	FIG. NO.	ITEM NO.
2540-00-216-5722	33A	8	4240-00-497-5255	2	2
2540-00-319-5933	33A	10	4240-00-688-9724	29	32
2590-00-628-1246	33A	16	4240-00-688-9725	15	10
2910-00-031-7563	32	32	4240-00-688-9728	3	6
2910-00-483-5176	28	25	4240-00-688-9752	3	4
2910-00-893-6402	28	26	4240-00-688-9758	17	
2910-01-063-3144	28	23	4240-00-688-9766	10	27
			4240-00-688-9831	10	26
2990-00-961-3692	16	5	4240-00-688-9950	10	28
3020-00-432-1142	40	17	4240-00-762-1173	2	6
3030-00-071-8018	38	14	4240-00-762-1175	15	9
3030-00-240-9258	38	13	4240-00-762-1177	9	
3030-00-967-8763	38	12	4240-00-777-3431	27	
3040-00-213-9924	23	17	4240-00-777-3437	13	1
4010-00-781-3129	BULK		4240-00-777-3439	8	
4020-00-201-5632	BULK		4240-00-802-5169	30	7
4030-00-972-2670	21	5	4240-00-802-5170	30	6
4130-00-008-7216	44	1	4240-00-831-8027	13	4
4140-00-035-3725	41		4240-00-831-8028	2	13
4210-00-889-2221	25	10	4240-00-831-8040	1	2
4230-00-720-1618	25	10.2	4240-00-831-8155	5	
4240-00-003-5198	4	27	4240-00-831-8194	2	17
4240-00-003-5199	4	19	4240-00-877-9874	19	1
4240-00-003-5202	26	9	4240-00-878-1986	22	41
4240-00-003-5203	26	13	4510-00-431-3303	21	10
4240-00-003-5204	26	8	4520-00-153-4731	23	18
4240-00-003-5206	26	4	4710-00-277-5529	BULK	
4240-00-003-5207	26	15	4720-00-004-2247	10	11
4240-00-003-8311	12		4720-00-006-6086	10	21
4240-00-003-8312	2	16			
	3	18	4720-00-057-9790	BULK	
	10	24	4720-00-116-9305	10	25
	12	12	4720-00-140-9801	10	13
	14	2	4720-00-163-0219	30	5
4240-00-006-0022	12	13	4720-00-163-0220	30	2
4240-00-008-1674	49		4720-00-169-4789	36	6
4240-00-008-1676	26	10	4720-000-169-4811	30	3
4240-00-008-7217	8	4	4720-00-800-7970	BULK	
4240-00-028-9579	20		4720-00-922-0010	2	8
4240-00-028-9580	9	7	4720-00-937-0846	11	17
4240-00-037-4733	9	6	4730-00-011-3176	37	14
4240-00-106-7292	21	1	4730-00-080-3244	32	31
4240-00-152-1304	2	1	4730-00-231-5632	28	15
4240-00-152-1305	22		4730-00-237-3529	37	13
4240-00-152-1306	3		4730-00-415-3172	19	10
4240-00-152-1543	34	2	4730-00-765-9090	37	11
4240-00-152-1544	11	29	4730-00-842-3524	19	8
4240-00-152-1545	34	1	4730-00-908-6292	2	15
4240-00-152-1550	11	28		3	17
4240-00-162-1943	9	8		12	9
4240-00-172-1805	11			30	1
4240-00-180-5263	1	1		31	7
4240-00-449-4147	25	12	4730-00-908-6293	10	15
4240-00-477-6729	14			11	9
4240-00-477-6733	19		4730-00-908-6294	9	9
4240-00-489-4132	10	16		10	2
4240-00-489-5133	9	13		30	4
4240-00-489-5134	15	5	4730-00-909-8627	10	23
4240-00-489-5135	10	3		12	11
4240-00-489-5146	10	17		14	1
	11	11		36	5
4240-00-497-5221	22	6	4730-00-984-1211	40	14
4240-00-497-5225	10	4	4820-00-542-2370	32	34
4240-00-497-5226	23	7	5120-00-051-8641	21	7
4240-00-497-5246	8	10	5120-00-134-4724	21	8

Section IV NATIONAL STOCK NUMBER AND PART NUMBER INDEX-CONTINUED

NATIONAL STOCK NUMBER	FIG. NO.	ITEM NO.	NATIONAL STOCK NUMBER	FIG. NO.	ITEM NO.
			5305-00-988-9265	22	26
5120-00-970-6412	21	6	5305-00-989-7434	2	3
5140-00-777-3438	15	1		3	1
5305-00-006-8155	4	20		4	1
5305-00-008-9787	39	5		7	1
5305-00-068-0500	35	3		8	11
5305-00-068-0502	9	4		11	12
	22	1		12	20
	23	1		20	1
5305-00-071-2234	30	11		22	12
5305-00-082-6984	26	1		23	13
	30	8		25	10.1
	36	1		29	1
5305-00-087-0259	22	16		45	4
	24	10	5305-00-989-7435	4	22
	27	3		10	7
	29	4		10	7
5305-00-087-0260	9	27		25	13
5305-00-225-3840	9	1		30	17
5305-00-253-5627	9	11	5305-00-990-6444	37	1
5305-00-267-8974	25	3	5305-00-993-0190	20	20
	26	14	5305-00-993-1849	37	3
5305-00-269-2809	8	2	5305-00-993-1851	4	34
5305-00-269-3216	40	7	5305-00-993-2458	4	28
5305-00-269-3217	22	4	5305-00-995-3440	27	1
	23	5			
5305-00-415-2148	9	19	5306-00-006-7458	26	5
5305-00-456-2582	33A	7	5305-01-033-1577	42	6
5305-00-724-7223	22	23	5306-00-225-8496	40	1
5305-00-769-5639	25	15	5306-00-225-8497	9	32
5305-00-855-0957	32	28	5306-00-225-9087	46	11
5305-00-855-0958	22	40	5306-00-225-9088	22	35
	23	3		35	1
	33	8	5306-00-853-4515	26	16
5305-00-855-0970	20	16	5310-00-014-5850	10	8
5305-00-857-5867	11	6		11	14
	25	7		45	6
	44	8	5310-00-045-3296	9	28
5305-00-880-3358	46	4		25	17
5305-00-880-9634	8	7		37	4
5305-00-889-2997	5	4		45	5
5305-00-889-2999	7	3	5310-00-045-4007	12	5
	20	5		20	26
	22	42		46	9
	33	21	5310-00-056-3395	42	8
5305-00-889-3000	12	4	5310-00-061-7326	8	12
	20	10		12	18
	33	13	5310-00-068-5285	39	7
5305-00-914-3820	6	1		40	6
	11	1	5310-00-080-6004	8	3
5305-00-934-0053	9	16		40	9
5305-00-958-5249	24	20	5310-00-081-4219	9	22
5305-00-978-9397	8	9		11	3
5305-00-984-4976	3	8		22	37
5305-00-984-4988	19	2		26	18
	20	25		35	2
5305-00-984-6194	17	4		46	6
	18	4	5310-00-081-8087	20	11
5305-00-984-6195	17	3		33	11
	18	3	5310-00-087-4652	8	5
5305-00-984-7341	4	13		22	5
	5	1		23	6
	6	9	5310-00-087-7493	8	6
5305-00-984-7342	4	15		9	21
5305-00-984-7363	30	14	5310-00-088-0551	3	9
				5	6
				7	4



Section IV NATIONAL STOCK NUMBER AND PART NUMBER INDEX-CONTINUED

NATIONAL STOCK NUMBER	FIG. NO.	ITEM NO.	NATIONAL STOCK NUMBER	FIG. NO.	ITEM NO.
			5310-00-834-8732	39	6
	20	6	5310-00-857-4945	22	17
5310-00-088-0553	22	36		23	16
5310-00-088-1251	6	2		25	8
	9	5		29	2
	11	2	5310-00-857-5558	22	43
	24	21		33	19
	30	12	5310-00-877-5796	4	29
5310-00-167-0721	40	2	5310-00-877-5797	4	16
5310-00-194-1483	4	10		10	6
	19	7		11	13
5310-00-267-9657	24	11		30	15
5310-00-333-7341	33A	9	5310-00-880-7744	46	8
5310-00-407-9566	9	33	5310-00-889-2528	4	31
5310-00-429-7997	31	15.1	5310-00-934-9747	33	16
5310-00-470-1556	46	5	5310-00-934-9751	2	4
5310-00-576-5752	2	5		3	2
	3	3		4	2
	4	3	5310-00-934-9758	25	16
	22	13	5310-00-950-0039	8	1
	23	15	5310-00-951-4679	3	10
5310-00-579-0079	19	3		5	5
	33	17		7	5
5310-00-582-5965	9	2		20	7
5310-00-595-7237	40	8		22	44
5310-00-625-5756	6	6.1		33	20
5310-00-637-9541	42	7	5310-00-959-7600	25	4
5310-00-761-6882	22	27		26	2
5310-00-763-8920	22	24		36	2
5310-00-809-4058	4	30	5310-00-982-4908	26	6
	9	3	5310-00-983-8483	8	17
	11	4		12	6
	12	2		20	12
	22	2		22	10
	23	2		23	11
	24	6		33	12
	25	5	5310-00-984-3806	6	6
	26	3		9	20
	30	9		26	17
	35	4	5320-00-062-0099	25	1
	36	3	5320-00-062-0657	22	22
5310-00-809-5998	4	11	5320-00-063-3675	9	24
	31	15	5320-00-117-6828	13	5
5310-00-809-8544	17	2		22	31
	18	2	5320-00-117-6853	9	38
5310-00-809-8546	4	17	5320-00-165-8784	11	26
	8	13	5320-00-242-1588	22	20
	9	29	5320-00-582-3496	9	26
	11	7			
	12	21	5320-00-582-3521	44	17
	20	2	5320-00-754-0822	13	2
	22	18	5320-00-850-3241	9	35
	23	14	5320-00-865-8994	8	16
	24	2			
	25	9		22	9
	27	2		23	10
	29	3	5325-00-056-2523	11	27
	30	18		30	16
	44	3	5325-00-174-9008	12	24
5310-00-811-3494	17	1	5325-00-231-6586	1	3
	18	1	5330-00-763-9322	28	24
5310-00-820-6653	22	25	5340-00-008-5795	17	9
5310-00-823-8804	6	3		18	8
	7	2	5340-00-009-0509	10	5
	9	12	5340-00-052-2242	8	20

Section IV NATIONAL STOCK NUMBER AND PART NUMBER INDEX-CONTINUED

NATIONAL STOCK NUMBER	FIG. NO.	ITEM NO.	NATIONAL STOCK NUMBER	FIG. NO.	ITEM NO.
5340-00-061-0503	10	18	5935-00-221-8620	7	7
	11	15		20	17
5340-00-078-3615	18	6	5935-00-295-6403	25	6
5340-00-115-6851	22	8	5935-00-415-3885	12	23
	23	9	5935-00-603-0036	3	12
5340-00-152-0108	8	14	5935-00-615-3911	20	8
5340-00-409-6837	2	10	5935-00-660-3720	18	9
	3	16	5935-00-660-4411	12	22
	14	3	5935-00-801-6615	33	22
	31	9	5940-00-283-5280	20	37
5340-00-680-4375	9	25	5945-00-007-7263	20	22
	13	3	5977-00-099-6866	43	36
	22	21	5977-00-422-1283	43	35
	44	18	6110-00-171-2214	7	
5340-00-901-1320	17	7	6140-00-059-3528	25	11
	18	7	6145-00-162-5848	BULK	
5340-00-929-3506	17	8	6145-00-538-8219	BULK	
	29	5	6145-00-578-6605	BULK	
5340-00-943-6047	12	19	6105-01-067-7197	44	19
5340-00-997-2964	17	6	6230-00-498-9408	15	8
5340-01-011-7158	8	19	6230-00-688-9756	18	
5355-00-935-3827	6	5	6240-00-155-7836	5	10
5365-00-802-6312	40	16			
5640-00-914-6031	BULK			7	9
5920-00-007-9276	27	24		20	29
5925-00-008-2452	20	13	6240-00-223-9100	27	19
5925-00-163-6547	12	8	6240-00-246-5052	17	11
5930-00-069-2390	20	32	6635-00-921-6255	16	4
5930-00-296-9787	20	35	6680-00-221-1037	33	18
5930-00-345-5455	33A	6	6680-00-907-6009	41	43
5930-00-501-1749	33	15	6685-00-004-1033	19	12
5930-00-615-6731	5	14	6685-00-203-4468	19	11
	20	33	7240-00-826-4099	16	6
5930-00-617-9718	20	34	8105-00-427-2667	16	2
5930-00-728-4328	5	13	8340-00-823-7451	21	9
	20	27			
5935-00-137-4669	7	19	8430-00-172-3762	16	1
5935-00-137-4670	20	9	9150-00-009-0217	16	3
5935-00-137-4671	5	8	9320-00-092-5019	BULK	
	22	45	9320-00-092-5062	BULK	
5935-00-137-4879	3	11			
	20	19	9320-00-262-2274	BULK	
5935-00-192-9279	29	34	9320-00-781-1908	BULK	

Section IV NATIONAL STOCK NUMBER AND PART NUMBER INDEX

PART NUMBER	FSCM	FIG. NO.	ITEM NO.	PART NUMBER	FSCM	FIG. NO.	ITEM NO.
AMS3196	81343		BULK	C5-19-4855	81361	12	15
				C5-19-4877-2	81361	20	22
ASTMB280-80	81346		BULK	C5-19-4885	81361	20	3
				C5-19-4887	81361	44	9
A171DA35	30760	31	15.1	C5-19-4905	81361	40	10
A24044A	28813	43	35	C5-19-4940	81361	10	16
BN4-294	30327	4	9	C5-19-4940	81361	10	19
BSP4-407-18	13214	2	16	W/O HARDWARE			
		3	18	C5-19-4944	81361	10	3
		10	24	C5-19-4944	81361	10	9
		12	12	W/O HARDWARE			
		14	2	C5-19-4952	81361	4	32
B5-19-4829	81361	37	2			22	33
B5-19-4835	81361	4	14	C5-19-4952-3	81361	4	33
B5-19-4838	81361	37	5			22	34
B5-19-4845	81361	40	11	C5-19-4964	81361	12	14
B5-19-4853	81361	40	5	C5-19-4968	81361	10	20
B5-19-4860	81361	39	5	W/O HARDWARE		11	16
B5-19-4957	81361	4	12	C5-19-4968-	81361	10	17
B5-19-4962-1	81361	18	5	100		11	11
B5-19-4962-2	81361	17	5	C5-19-4972	81361	10	10
B5-19-4998	81361	6	10	W/O HARDWARE			
B5-19-5005	81361	4	21	C5-19-4972-	81361	10	4
B5-19-5010	81361	4	24	100			
B5-19-5038	81361	1	5	C5-19-4981	81361	36	4
B5-19-5055-1	81361	12	7	C5-19-5034	81361	1	6
B5-19-5055-2	81361	20	14	C5-19-5036	81361	48	1
B5-19-5170	81361	25	18	C5-19-5036-1	81361	48	2
B5-19-5242	81361	9	14	C5-19-5036-2	81361	48	3
B5-19-5243	81361	9	13	C5-19-5037	81361	12	16
B5-19-5245	81361	49	25	C5-19-5043	81361	35	7
B5-19-6526	81361	15	5	C5-19-5050	81361	4	4
B5-19-6544-1	81361	26	7	C5-19-5054	81361	1	4
B5-19-6544-2	81361	26	12	C5-19-5061	81361	47	
B5-19-6544-3	81361	26	11	C5-19-5062-1	81361	22	7
B5-19-6544-4	81361	26	5			23	8
B5-19-6577	81361	22	28	C5-19-5062-10	81361	23	7
B5-19-6578	81361	22	29	C5-19-5062-20	81361	22	6
B5-19-6581	81361	33	10	C5-19-5081	81361	19	1
CLOSB	99862	26	16	C5-19-5084	91361	35	6
CL3HK2T	99862	6	5	C5-19-5089	81361	29	32
CL6ABPK5	99862	22	8	C5-19-5090	81361	15	10
		23	9	C5-19-5098	81361	10	22
CL6ABPL2	99862	8	19	C5-19-5104-1	81361	10	21
CPT1071-1	51011	36	6	C5-19-5104-2	81361	11	17
CPT1071-2	51011	30	5	C5-19-5107	81361	4	36
CPT1071-3	51011	30	3	C5-19-5109-1	81361	46	7
CPT1071-5	51011	30	2	C5-19-5109-2	81361	46	6.1
C31002	81640	20	35			18	10
C5-19-1226	81361	30	7	C5-19-5175	81361	24	22
				C5-19-5209-10	81361	34	2
C5-19-4779-6	81361	10	25	C5-19-5209-20	81361	11	29
C5-19-4780-10	81361	9	18	C5-19-5229	81361	12	10
C5-19-4780-20	81361	9	17	C5-19-5232	81361	9	15
C5-19-4781	81361	9	23	C5-19-5233	81361	49	7
C5-19-4786-10	81361	9	30	C5-19-5256	81361	8	8
C5-19-4786-20	81361	9	31	C5-19-5258	81361	8	10
C5-19-4790	81361	11	5	C5-19-5263	81361	4	18
C5-19-4793	81361	11	8	C5-19-6528	81361	20	23
C5-19-4799	81361	22	15	C5-19-6529	81361	32	32
		23	20	C5-19-6537	81361	31	8
C5-19-4822	81361	4	7				
C5-19-4824	81361	9	34				
C5-19-4831	81361	5	2				
C5-19-4831-2	81361	5	3				
C5-19-4847-1	81361	4	35				
C5-19-4847-2	81361	4	23				

Section IV NATIONAL STOCK NUMBER AND PART NUMBER INDEX-CONTINUED

PART NUMBER	FSCM	FIG. NO.	ITEM NO.	PART NUMBER	FSCM	FIG. NO.	ITEM NO.
C5-19-6548	81361	11	10	D5-19-5241	81361	9	10
C5-19-6551	81361	2	2	D5-19-5244-1	81361	12	13
C5-19-6576	81361	22	39	D5-19-5244-2	81361	14	4
C5-19-6582	81361	33	23	D5-19-5252	81361	49	
C5-19-6583	81361	22	41	D5-19-5252-11	81361	49	15
C5-19-6585	81361	25	2	D5-19-5252-12	81361	49	14
C5-19-6781	81361	32	29	D5-19-5252-13	81361	49	13
C5-19-6783	81361	33	14	D5-19-5252-14	81361	49	12
C5-19-6785	81361	33	1	D5-19-5252-15	81361	49	11
C500	77948	49	20	D5-19-5252-16	81361	49	10
D5-19-1221	81361	30	6	D5-19-5252-17	81361	49	9
D5-19-4803	81361	22	14	D5-19-5252-18	81361	49	8
			23	D5-19-5252-20	81361	49	6
D5-19-4804	81361	23	4	D5-19-5252-21	81361	49	5
D5-19-4804-17	81361	23	12	D5-19-5252-22	81361	49	4
D5-19-4807	81361	7		D5-19-5252-23	81361	49	3
D5-19-4841	81361	5		D5-19-6525	81361	15	
D5-19-4850	81361	46	10	D5-19-6525-16	81361	15	7
D5-19-4875	81361	2	6	D5-19-6525-17	81361	15	6
D5-19-4876-1	81361	2	7	D5-19-6545	81361	15	9
D5-19-4881	81361	3	6	D5-19-6580	81361	22	38
D5-19-4882	81361	3	4	D5-19-6782	81361	33	9
D5-19-4883	81361	3	7	D5-19-6814	81361	44	19
D5-19-4884	81361	3	5	D5-51-269	81361	25	10.2
D5-19-4909	81361	40	15	EC1357	94959	49	24
D5-19-4932	81361	25	12	E5-19-4777	81361	9	
D5-19-4933	81361	22	3	E5-19-4784	81361	9	37
D5-19-4933-20	81361	22	11	E5-19-4787	81361	11	25
D5-19-4935	81361	19		E5-19-4796	81361	27	
D5-19-4935-7	81361	19	5	E5-19-4870	81361	30	13
D5-19-4937	81361	40	3	E5-19-4873-46	81361	40	4
D5-19-4953	81361	24	14	E5-19-4891	81361	41	
D5-19-4953-2	81361	24	15	E5-19-4980	81361	4	27
D5-19-4965	81361	19	4	E5-19-4996	81361	4	19
D5-19-4966	81361	19	13	E5-19-4996-15	81361	4	26
D5-19-5001	81361	35	5	E5-19-5000	81361	22	
D5-19-5007	81361	44	10	E5-19-5008	81361	20	
D5-19-5020-1	81361	4	37	E5-19-5009	81361	11	
D5-19-5023	81361	22	19	E5-19-5063	81361	13	1
D5-19-5027	81361	22	30	E5-19-5080	81361	15	1
D5-19-5028-1	81361	10	11	E5-19-5132	81361	8	
D5-19-5028-2	81361	10	13	E5-19-5154	81361	13	4
D5-19-5033	81361	12	3	E5-19-5178	81361	2	1
D5 19 5048	81361	24	16	E5-19-5178-19	81361	2	12
D5-19-5048-2	81361	24	17	E5-19-5178-21	81361	2	11
D5-19-5049	81361	24	18	E5-19-5185	81361	2	13
D5-19-5049-2	81361	24	19	E5-19-5205-10	81361	26	9
D5-19-5056	81361	10	14	E5-19-5205-	81361	9	8
D5-19-5060-100	81361	10	1	100			
D5-19-5060-101	81361	10	12	E5-19-5205-20	81361	26	10
D5-19-5091	81361	18		E5-19-5205-30	81361	26	13
D5-19-5095	81361	17		E5-19-5205-40	81361	9	7
D5-19-5133	81361	12	17	E5-19-5205-50	81361	26	8
D5-19-5137	81361	24	12	E5-19-5205-60	81361	26	4
D5-19-5137-4	81361	24	13	E5-19-5205-70	81361	8	4
D5-19-5157	81361	6	7	E5-19-5205-80	81361	26	15
D5-19-5158-10	81361	10	27	E5-19-5205-90	81361	9	6
D5-19-5158-20	81361	10	26	E5-19-5211-10	81361	34	1
D5-19-5158-30	81361	10	28	E5-19-5211-20	81361	11	28
D5-19-5162	81361	25	14	E5-19-5228	81361	14	
				E5-19-5231	81361	1	2
				E5-19-5234	81361	2	8
				E5-19-5246	81361	2	17

Section IV NATIONAL STOCK NUMBER AND PART NUMBER INDEX-CONTINUED

PART NUMBER	FSCM	FIG. NO.	ITEM NO.	PART NUMBER	FSCM	FIG. NO.	ITEM NO.
E5-19-5250	81361	3		MS21044N08	96906	17	1
E5-19-5250-14	81361	3	13			18	1
E5-19-5250-15	81361	3	19	MS21044N3	96906	4	16
E5-19-5255	81361	8	15			10	6
E5-19-5255-18	81361	8	18			11	13
E5-19-5264	81361	12				30	15
E5-19-5264-9	81361	12	1	MS21044N4	96906	4	29
E5-19-6564	81361	21	1	MS21044N5	96906	22	36
E5-19-6567	81361	1	1	MS21044N6	96906	8	1
				MS21045-3	96906	8	12
FF-300	81348	44	1			12	18
GGGS278	81348	49	21	MS21045-6	96906	26	6
G488952	78385	33A	10	MS21045L04	96906	22	43
G700117	78385	33A	16			33	19
G704025	78385	33A	6	MS21045L3	96906	22	17
G704998	78385	33A	1			23	16
HB643	81348	49	19			25	8
HJB	03966	16	2			29	2
HJ1	03996	21	10	MS21318-48	96906	9	11
JA1B3-20-2	74193	12	8	MS21322-33	96906	18	6
KAW25	71400	27	24	MS21322-34	96906	17	7
LCO45G7	84830	6	4			18	7
LF1593	81348	16	6	MS21322-36	96906	17	6
LINKLOCK2	82240	9	36	MS21322-37	96906	12	19
		11	27	MS21322-40	96906	17	8
		30	16			29	5
MILA3962	81349	21	6				
		21	7	MS21322-53	96906	17	9
		21	8			18	8
MILC43307	81349	BULK		MS24629-12	96906	20	16
MILI14511	81349	BULK		MS24629-45	96906	22	40
MILL18838B	81349	15	8			23	3
						33	8
MILP501	81349	BULK		MS24629-46	96906	32	28
MILR46089	81349	BULK		MS25036-106	96906	20	37
MILR6855	81349	BULK		MS25042-14C	96906	18	9
MLK91411	98625	10	18	MS25042-16D	96906	12	22
		11	15	MS25042-28C	96906	29	34
MLK91412	98625	10	5	MS25043-14D	96906	7	19
MLV91003	98625	2	10	MS25043-16D	96906	5	8
		3	16			22	45
		14	3	MS25043-20D	96906	7	7
		31	9			20	17
MS15541-2	96906	17	11	MS25043-22D	96906	20	9
		18	11	MS25043-28D	96906	3	11
MS15795-812	96906	6	6.1			20	19
MS16997-103	96906	8	9	MS25089-3C	96906	33	15
MS17985-415	96906	8	20	MS25224-1	96906	5	14
MS20230BS4	96906	1	3			20	33
MS20426B6-5	96906	11	26	MS25224-3	96906	20	34
MS20470AD4-5	96906	13	2	MS25237-327	96906	5	10
MS20470AD4-6	96906	13	5			7	9
		22	31			20	29
MS20470AD6-8	96906	9	38	MS25306-212	96906	20	32
MS20470DD4-4	96906	22	20	MS25306-222	96906	5	13
MS20600AD5W4	96906	9	26			20	27
MS20500MP4W4	96906	22	22	MS2600B4W3	96906	44	17
MS20600MP5W4	96906	9	24	MS27183-10	96906	4	30
MS20613-3P6	96906	25	1			9	3
MS21044N04	96906	3	9			11	4
		5	6			12	2
		7	4			22	2
		20	6			23	2
MS21044N06	96906	20	11			24	6
		33	11			25	5
						26	3

Section IV NATIONAL STOCK NUMBER AND PART NUMBER INDEX-CONTINUED

PART NUMBER	FSCM	FIG. NO.	ITEM NO.	PART NUMBER	FSCM	FIG. NO.	ITEM NO.
						22	42
		30	9			33	21
		35	4	MS35206-219	96906	3	8
		36	3	MS35206-228		19	2
MS27183-12	96906	9	2			20	25
		11	3	MS35206-230	96906	12	4
		22	37			20	10
		26	18			33	13
		35	2	MS35206-246	96906	17	4
		46	6			18	4
MS27183-13	96906	8	6	MS35206-247	96906	17	3
		9	21			18	3
MS27183-14	96906	8	3	MS35206-286	96906	22	26
		40	9	MS35207-259	96906	37	3
MS27183-18	96906	4	11	MS35207-261	96906	37	1
		31	15	MS35207-263	96906	2	3
MS27183-20	96906	39	7			3	1
		40	6			4	1
MS27183-3	96906	3	10			77	1
		5	5			8	11
		7	5			11	12
		20	7			12	20
		22	44			20	1
		33	20			22	12
MS27183-42	96906	10	8			23	13
		11	14			25	10.1
		45	6			29	1
MS27183-5	96906	8	17			45	4
		12	6	MS35207-264	96906	4	22
		20	12			10	7
		22	10			25	13
		23	11			30	17
		33	12	MS35207-267	96906	4	34
MS27183-7	96906	17	2	MS35207-270	96906	27	1
		18	2	MS35207-286	96906	4	28
MS27183-8	96906	4	17	MS35333-37	96906	19	3
		8	13			33	17
		9	29	MS35333-39	96906	2	5
		11	7			3	3
		12	21			4	3
		20	2			22	13
		22	18			23	15
		23	14	MS35333-41	96906	40	2
		24	2	MS35333-42	96906	40	8
		25	9	MS35333-44	96906	4	10
		27	2			19	7
		29	3	MS35338-41	96906	12	5
		30	18			20	26
		44	3			46	9
MS27183-9	96906	6	3	MS35338-43	96906	9	28
		7	2			25	17
		9	12			37	4
MS3102R12S3P	96906	33	22			45	5
MS3106F16-11P	96906	12	23	MS35338-44	96906	9	2
MS35190-297	96906	24	20	MS35338-45	96906	9	33
MS35191-272	96906	30	14	MD35338-46	96906	42	7
MS35191-273	96906	4	13	MS35338-50	96906	22	25
		5	1	MS35489-15	96906	12	24
		6	9	MS35649-202	96906	25	16
MS35191-274	96906	4	15	MS35649-2382	96906	42	8
MS35206-214	96906	20	20	MS35649-262	96906	33	16
MS35206-215	96906	5	4	MS35640-302	96906	2	4
MS35206-217	96906	7	3			3	2
		20	5				

Section IV NATIONAL STOCK NUMBER AND PART NUMBER INDEX-CONTINUED

PART NUMBER	FSCM	FIG. NO.	ITEM NO.	PART NUMBER	FSCM	FIG. NO.	ITEM NO.
MS35691-33	96906	4	2	MS90726-8	96906	25	3
		39	6			26	14
		12	11			22	23
		14	1			11	6
MS35842-14	96906	36	5	MS9122-03	96906	25	7
		2	15			44	8
		3	17			22	16
		12	9			24	10
						27	3
MS35842-15	96906	30	1	MS9122-07	96906	9	27
		31	7			26	1
		10	15			30	8
		11	9			36	1
MS35842-16	96906	9	9	M13486-1-11	81349		BULK
		10	2	M5086-2-16-0	81349		BULK
		30	4	M5086-2-16-9	81349		BULK
MS39162-3	96906	28	15	M55629-7-031	81349	20	13
MS39233-4	96906	37	13	NAS1021A5	80205	46	5
MS39277-025	96906	38	12				
MS39277-053	96906	38	14				
MS45904-68	96906	4	31	OE915	81348	25	10
MS51922-1	96906	6	2	PPPT60	81348	49	1
		9	5	RRC271	81348		BULK
		11	2	RTVDC732	96717	49	2
		24	21	R3603	61501	16	7
MS51922-17	96906	30	12				BULK
		8	5	SANTOTRAC50	76541	16	3
		22	5	SD44BS	61957	8	16
MS51922-5	96906	23	6			22	9
		25	4			23	10
		26	2	SD66BS	07707	9	35
MS51922-9	96906	36	2	S294-	81337	21	5
		6	6	LANCHOR45-4-			
		9	20	795			
MS51960-101	96906	26	17	TBF18-4PS	71468	3	12
		46	4	TC238	90598	23	18
MS51967-2	96906	22	27	TC239A	92430	23	17
MS51967-20	96906	22	24	TTT548	81348	49	23
MS51967-5	96906	46	8	TU3792	90598	44	1
MS51975-12	96906	6	1	T3-1-4	24446	27	19
		11	1	VT285	81348	49	22
MS51975-13	96906	9	16	WWP521	81348	37	12
MS51975-24	96906	9	19	Y1076-3-4	08484	24	11
MS51975-3	96906	25	15	ZIP EASE	59125	49	16
MS51975-31	96906	8	7	1-3V4-12	71956	40	17
MS75047-1	96906	25	11	10-32X1TN	45722	4	20
MS75058-1	96906	25	6	TYPES			
MS90725-17	96906	30	11	108	79470	32	17
MS90725-3	96906	35	3	109B1-2	30327	37	14
MS90725-31	96906	40	1	116B1-2	30327	37	11
MS90752-32	96906	9	32	120B	30327	19	10
MS90725-6	96906	9	4	1201-4400	85757		BULK
		22	1				
		23	1	12998F	24161	16	4
MS90725-66	96906	40	7	13213E284	97403	16	5
MS90725-67	96906	22	4	136-301-69	81361	16	1
		23	5	1615-7-8	71956	40	16
MS90725-7	96906	9	1	170677	78385	33A	7
MS90726-32		46	11	1723B2	39428	8	14
MS90726-33	96906	22	35	2002	85274	19	11
		35	1	2050	85274	19	12
MS90726-66	96906	8	2	22769	28813	43	30
				22859	28813	43	29
				23877C	28813	43	36

Section IV NATIONAL STOCK NUMBER AND PART NUMBER INDEX-CONTINUED

PART NUMBER	FSCM	FIG. NO.	ITEM NO.	PART NUMBER	FSCM	FIG. NO.	ITEM NO.
23896	28813	43	33	3476-01	33591	49	17
24285	28813	43	32	3816-234-	06329	42	6
24649	28813	43	31	214MTL			
25105	28813	43	34	4779	92023	32	31
269P	30327	19	8	479012	72850	28	25
27126	52358	41	43	479130	72850	28	23
27176	52358	41	2	479729	72850	28	26
27183	52358	41	1	479136	72850	28	24
294PB	30327	11	24	487283	57733	33A	9
		19	6	6179-2A	91506	22	32
		24	23	639F1-4	30327	40	14
		30	30	6432691	70040	33	18
		31	14				
3	82240	9	25	676	45092	49	18
		18	3	7-8648	02660	20	8
		22	21	704225	78385	33A	8
		44	18	720FSO-1-2	30327	37	10
300H100	71176	38	13	720FSO-1-4	30327	40	12
3005	97125	4	25	8331948	21450	48	4
30477	28813	45	7	91567-4	28976	40	13
3400X2	79470	19	9				



By Order of the Secretary of the Army:

**BERNARD W. ROGERS**  
*General, United States Army*  
*Chief of Staff*

Official:

**PAUL T. SMITH**  
*Major General, United States Army*  
*The Adjutant General*

**Distribution:**

To be distributed in accordance with DA Form 12-28, Organizational maintenance requirements for Field and Shelters, Collective Protection Equipment.



RECOMMENDED CHANGES TO EQUIPMENT TECHNICAL MANUALS



# SOMETHING WRONG WITH THIS MANUAL?

THEN... JOT DOWN THE DOPE ABOUT IT ON THIS FORM, TEAR IT OUT, FOLD IT AND DROP IT IN THE MAIL!

FROM: (YOUR UNIT'S COMPLETE ADDRESS)

CO B  
314 ORD BN  
Fort Knox, KY 67134

DATE 5 Dec 75

PUBLICATION NUMBER

TM 3-4240-264-20P

DATE

Aug 1975

TITLE

Shelter System: M51

BE EXACT... PIN-POINT WHERE IT IS

PAGE NO.	PARA-GRAPH	FIGURE NO.	TABLE NO.
18		23	
30		31	
67		48	
70		51	

IN THIS SPACE TELL WHAT IS WRONG AND WHAT SHOULD BE DONE ABOUT IT:

Item No. 12, 5305-00-989-7434 Screw Machine. Requisition advice indicates that NSN is cancelled replaced by 5305-01-222-0730.

Item No. 7, 5310-00-857-4945 Nut, Self-Locking, Hexagon. Delete this part as the support rail is tapped and threaded.

Item No. 5, 4730-00-136-5401, Coupling, Adapter. Change name to Adapter, Straight, Pipe To Tube:

Item No. 9, 5935-00-280-2087. Add NSN to Section IV, National Stock Number and Part Number Index.

SAMPLE

TEAR ALONG DOTTED LINE

TYPED NAME, GRADE OR TITLE, AND TELEPHONE NUMBER

JOHN A. MECHANIC, CAPT  
Autovon 464, Ext 1234

SIGN HERE:

*John A. Mechanic*





FILL IN YOUR  
UNIT'S ADDRESS



FOLD BACK

DEPARTMENT OF THE ARMY

\_\_\_\_\_

\_\_\_\_\_

OFFICIAL BUSINESS

CUT ALONG DOTTED LINE

FOLD BACK



FILL IN YOUR  
UNIT'S ADDRESS



FOLD BACK

DEPARTMENT OF THE ARMY

---

---

OFFICIAL BUSINESS

CUT ALONG DOTTED LINE

FOLD BACK





THEN... JOT DOWN THE DOPE ABOUT IT ON THIS FORM, CUT IT OUT, FOLD IT AND DROP IT IN THE MAIL!

# SOMETHING WRONG WITH THIS MANUAL?

FROM: (YOUR UNIT'S COMPLETE ADDRESS)

DATE

PUBLICATION NUMBER

DATE

BE EXACT... PIN-POINT WHERE IT IS

IN THIS SPACE TELL WHAT IS WRONG

PAGE NO.	PARA-GRAPH	FIGURE NO.	TABLE NO.
----------	------------	------------	-----------

CUT ALONG DOTTED LINE

TYPED NAME, GRADE OR TITLE, AND TELEPHONE NUMBER

SIGN HERE:

FILL IN YOUR  
UNIT'S ADDRESS



FOLD BACK

DEPARTMENT OF THE ARMY

---

---

OFFICIAL BUSINESS

CUT ALONG DOTTED LINE

FOLD BACK

RECOMMENDED CHANGES TO EQUIPMENT TECHNICAL MANUALS



# SOMETHING WRONG WITH THIS MANUAL?

THEN... JOT DOWN THE DOPE ABOUT IT ON THIS FORM, CUT IT OUT, FOLD IT AND DROP IT IN THE MAIL!

FROM: (YOUR UNIT'S COMPLETE ADDRESS)

DATE

PUBLICATION NUMBER

DATE

BE EXACT... PIN-POINT WHERE IT IS

IN THIS SPACE TELL WHAT IS WRONG

PAGE NO.

PARA-GRAPH

FIGURE NO.

TABLE NO.

CUT ALONG DOTTED LINE

TYPED NAME, GRADE OR TITLE, AND TELEPHONE NUMBER

SIGN HERE:

DA FORM 2028-2 (TEST)  
1 AUG 74

P.S.--IF YOUR OUTFIT WANTS TO KNOW ABOUT YOUR MANUAL "FIND," MAKE A CARBON COPY OF THIS AND GIVE IT TO YOUR HEADQUARTERS.


FILL IN YOUR  
UNIT'S ADDRESS



FOLD BACK

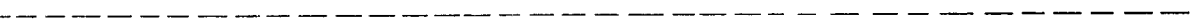


DEPARTMENT OF THE ARMY



OFFICIAL BUSINESS

CUT ALONG DOTTED LINE



FOLD BACK







**PIN: 024199-000**